

ROXIE2 - 1166-2 CW

ULTRA COMPACT - LED 300 W



- **Type:** Followspot
- **Source:** LED 300 W
- **Optics:** 10.5° to 22.5° zoom
- **Colour temperature:** Cool White

Followspot

The little LED wonder with the power punch

Roxie is Robert Juliat's first LED followspot. The compact 300W spot is all about efficiency. It fits in the smallest of spaces and is the ideal energy-efficient solution for all those venues where running costs need to be significantly reduced. Roxie delivers an output comparable to most of the 575W discharge followspot available on the market. No heat, no lamp change, less maintenance. Smooth electronic dimming is available as standard, either locally via the rotary dimmer knob or remotely via DMX.

Features

- **Fully closing iris:** removable for fast, easy replacement
- **Universal gobo holder:** "A" size glass and metal gobo
- **Local control:** light intensity adjustment through built-in potentiometer
- **Internal glass filter holder:** long term use of durable coloured, dichroic or textured glass
- **Colour changer:** 6-way, 'push/pull' colour changer system for simultaneous use of multiple filters
- **Remote setup:** all parameters can be adjusted by RDM protocol
- **Adjustable response time:** choice of fast or slow dimming for tungsten-like simulation
- **DMX:** 8 or 16 bit dimming and strobe function
- **Local setup:** DMX address and mode, dimming curve and response time through 4-button display with automatic light switch-off
- **Control:** local, DMX, wireless DMX (option)
- **Easy focus reference:** graduated scale on side of the unit; fast and easy refocusing

Optical

- **SX optical system:** double condenser optics for exceptional optical quality
- **Coated double condenser optical system:** ensures optimal light transmission
- **Variable zoom optics:** sharp focus at every beam angle. Independent control of image size and focus.
- **Electronic dimmer:** dimming without clipping or cut-out at low intensity levels; high quality smoothing
- **No colour shift:** colour temperature remains the same when dimming

Construction

- **Made in France :** fully manufactured in Robert Juliat premises retaining complete control over all aspects of quality
- **PSU:** built-in electronic flicker-free power supply for easy, plug-and-play installation
- **Power connectors:** neutriK® powerCON TRUE1 TOP IN and OUT connectors for daisy chaining
- **Silent-running cooling fans:** ideal for TV studios and opera houses
- **Electronic thermal management system:** ensures maximum performance of the system without any risk of overheating
- **Bodywork:** strong sheet metal construction for durability
- **Moving parts:** smooth at all times, even when hot
- **Captive knobs and handles:** additional security when working at height or in transit
- **Easy access to all parts:** easy cleaning and maintenance

Picture:1166

DSEN296_1166-2_CW - 23/03/2022

Robert Juliat reserves the right to change or alter any of the items detailed on this page, to increase or improve manufacturing techniques without prior notice.

Robert Juliat S.A.S., 32 rue de Beaumont, 60530 Fresnoy-en-Thelle - France
Telephone : +33 (0)3 44 26 51 89 - fax : +33 (0)3 44 26 90 79 - info@robertjuliat.fr
www.robertjuliat.com



ROBERT JULIAT

Source

- **Lamp type:** LED
- **Power:** 247 W

| LED specifications | Power * | Lumen output* | Colour temperature* | Life* | CRI* (min) |
|---------------------------|---------|---------------|---------------------|-----------|------------|
| SUHD60 V3 CW (RJ / Osram) | 247 W | 25 725 lm | 5700K | 100 000 h | 92 |

Life data following L70B50 standard - (*) manufacturer's data

Optics

Characteristics

- **Type:** Zoom
- **Beam range:** 10.5° to 22.5°
- **Focal length:** 184 - 374 mm

Gel filter

- **Shape:** Circle
- **Standard size:** 165 mm (6.5 in)

Gobo

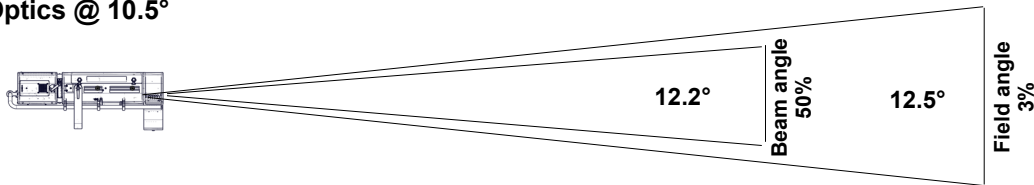
- **Size:** A
- **Material:** Metal
Glass



Photometrics (Photometrics report(s) available at the end of the document)

with SUHD60 V3 CW (RJ / Osram) source

• Optics @ 10.5°



Beam intensity
231 100 cd

Field lumens
6 430 lm

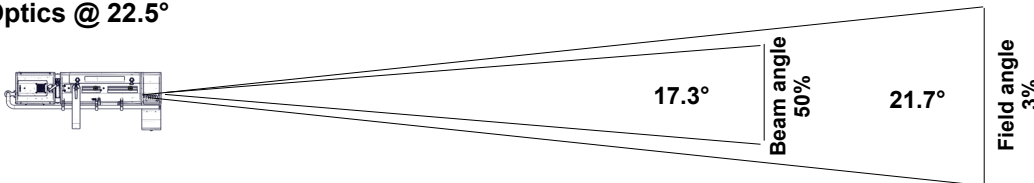
Efficacy
22 lm/W

CCT
5 520 K

CRI
95

| | | | | | | |
|---------------------|-----------|-----------|-----------|---------|---------|---------|
| Distance | 5 m | 10 m | 15 m | 20 m | 25 m | 30 m |
| Diameter | 1.1 m | 2.2 m | 3.3 m | 4.4 m | 5.5 m | 6.6 m |
| Illumination | 9 300 lux | 2 350 lux | 1 050 lux | 580 lux | 370 lux | 260 lux |
| Distance | 15 ft | 35 ft | 50 ft | 65 ft | 80 ft | 100 ft |
| Diameter | 3.3 ft | 7.7 ft | 11 ft | 14.2 ft | 17.5 ft | 21.9 ft |
| Illumination | 1 050 fc | 190 fc | 95 fc | 55 fc | 37 fc | 24 fc |

• Optics @ 22.5°



Beam intensity
107 400 cd

Field lumens
7 440 lm

Efficacy
26 lm/W

CCT
5 530 K

| | | | | | | |
|---------------------|-----------|-----------|---------|---------|---------|---------|
| Distance | 5 m | 10 m | 15 m | 20 m | 25 m | 30 m |
| Diameter | 1.9 m | 3.8 m | 5.7 m | 7.7 m | 9.6 m | 11.5 m |
| Illumination | 4 300 lux | 1 100 lux | 480 lux | 270 lux | 180 lux | 120 lux |
| Distance | 15 ft | 35 ft | 50 ft | 65 ft | 80 ft | 100 ft |
| Diameter | 5.7 ft | 13.4 ft | 19.2 ft | 24.9 ft | 30.7 ft | 38.3 ft |
| Illumination | 480 fc | 90 fc | 43 fc | 26 fc | 17 fc | 11 fc |

Remote control

- **Data protocol:** USITT DMX512-A
RDM

- **Data IN connector:** 5 pins XLR male
- **Data OUT connector:** 5 pins XLR female



• DMX chart:

Mode 1 (1 channels)

Dimmer

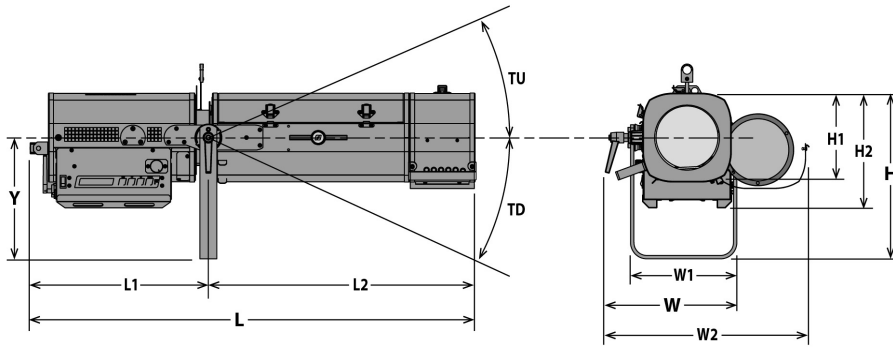
Mode 2 (4 channels)

Dimmer
Dimmer fine
-
Strobe

Mode 3 (5 channels)

Dimmer
Dimmer fine
-
Strobe
Dimmer master

Dimensions and weight



Weight: 20.5 kg (45.1 lbs)

| Height | Length | Width | Yoke | Tilt |
|----------------------|----------------------|----------------------|---------------------|---------|
| H= 387 mm (15.2 in) | L= 1045 mm (41.1 in) | W= 321 mm (12.6 in) | Y= 283 mm (11.1 in) | TU= 51° |
| H1= 208 mm (8.2 in) | L1= 418 mm (16.5 in) | W1= 249 mm (9.8 in) | | TD= 65° |
| H2= 268 mm (10.6 in) | L2= 627 mm (24.7 in) | W2= 490 mm (19.3 in) | | |

Shipping

- **Weight :** 23.6 kg (51.9 lbs)
- **Volume :** .17 m³ (6 ft³)

Installation

- **Minimum distance to illuminated surface:** 0.6 m (1.8 ft)
- **Operating position:**



Construction

- **Housing:** Steel sheet - Aluminium
- **Colour:** Black
- **Cooling:** Low noise variable fan
- **Maximum ambient temperature (Ta):** 40°C (104°F)
- **Maximum case temperature (Tc):** 70°C (158°F)
- **Total heat dissipation:** 976 BTU/h
- **Ingress Protection (IP) rating:** IP20

Electrical compatibility

- 220/230 V - 50 Hz
- 245 V - 50 Hz
- 110/120 V - 60 Hz
- 208 V - 60 Hz
- 220/230 V - 60 Hz
- 100 V - 50 Hz
- 100 V - 60 Hz
- Selector: automatic detection

Power input



- **Type:** removable power cord with Neutrik powerCON TRUE1 TOP connector (included)
- **Cable:** H07RNF 3G1.5
- **Length:** 3 m (9.8 ft)
- **Power connector:** CEE 7/7 (2P+E NF/Schuko)

Power consumption

| Voltage | Frequency | Current | Power | Power factor |
|---------|-----------|---------|-------|--------------|
| 230 V | 50 Hz | 1.3 A | 286 W | 0.97 |
| 120 V | 60 Hz | 2.5 A | 291 W | 0.99 |
| 100 V | 60 Hz | 3 A | 295 W | 0.99 |

Power Supply Unit

- **PSU:** Internal - Electronic PSU - Flicker free with PFC
- **Control:** Local / DMX
- **Protection:** Mains: 4A 1P1D breaker - UL /
- **Power thru:** Neutrik powerCON TRUE1 TOP - Maximum of 10 units (230 V) / 5 units (120 V)

Warranty

- **Fixture: 3 years - Source: 5 years**
See General Sales Condition on website

Approvals






Acoustics

- **Noise level:** < 24,9 dB(A)














Model

| | |
|------------------|---|
| 1166-2 CW | LED 300 W Followspot - 1166-2 CW Roxie2 - Cool White - 10.5/22.5° |
|------------------|---|

Options

| | | |
|-----------------|--|---|
| PCP1716A | 16A blue 2P+E 6h IEC60309 power connector |  |
| W-DMX/Z | W-DMX wireless DMX |  |
| FC1124 | Flight-case for Ultra Compact range / GT stand - Dim: 1210x600x560mm - Weight: 35 Kg |  |

Accessories

| | | |
|-------------------|---|---|
| IS750 | Full closing iris with holder - Poids: 0.35 Kg 1 included |  |
| PF1114 | Ø165 mm metal filter holder 6 included |  |
| SGUX | Universal "A" size gobo-holder (metal, glass, frosted glass) 1 included |  |
| M165TP | 6 ways "push/pull" colour changer - Poids: 2.09 Kg 1 included |  |
| GT1000 | Tripod stand - SWL: 40 Kg - max. height: 1550 mm - Poids: 9.27 Kg |  |
| GT800 | Tripod stand - SWL: 40 Kg - max. height: 1550 mm - Poids: 7.98 Kg |  |
| T1000 | TV spigot with followspots swivel head - Poids: 1.82 Kg |  |
| T4000 | Followspot mount for Ø50mm pipe (suspension or overhead) - SWL= 100 Kg - Poids: 4.88 Kg |  |
| CAV600A | Double slot front cassette for 180x180mm accessories - Poids: 0.43 Kg |  |
| VD120 | 120x120mm frosted glass |  |
| Kit TELRAD | Telrad followspot sight with raiser and universal mounting kit - Poids: 1.23 Kg |  |
| SDUP | Followspot cue sheet holder with universal mounting kit |  |
| DMXcat | Bluetooth DMX/RDM Multifunction test tool - City Theatrical DMXcat® |  |

FC1124/S

Flight-case for Ultra Compact range / GT stand - Poids: 35 Kg



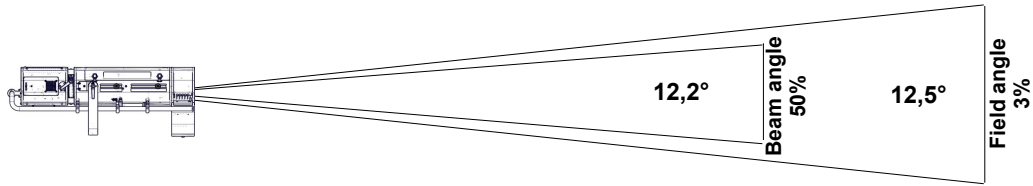
W/GT800

Set of 3 wheels for GT800/1000 stand - Poids: 2.33 Kg



• Optics @ 10,5°

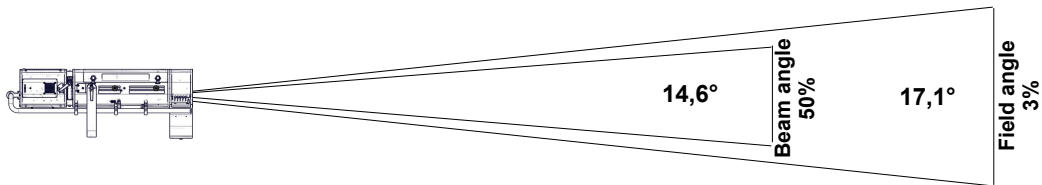
| Field lumens | Beam lumens | Efficacy | Beam intensity | CCT | Delta uv |
|--------------|-------------|----------|----------------|---------|----------|
| 6 430 Lm | 6 320 Lm | 22 Lm/W | 231 100 Cd | 5 520 K | |



| | | | | | | |
|----------------|-----------|-----------|-----------|---------|---------|---------|
| Distance | 5 m | 10 m | 15 m | 20 m | 25 m | 30 m |
| Field diameter | 1,1 m | 2,2 m | 3,3 m | 4,4 m | 5,5 m | 6,6 m |
| Illumination | 9 300 lux | 2 350 lux | 1 050 lux | 580 lux | 370 lux | 260 lux |
| Distance | 15 ft | 35 ft | 50 ft | 65 ft | 80 ft | 100 ft |
| Field diameter | 3,3 ft | 7,7 ft | 11 ft | 14,2 ft | 17,5 ft | 21,9 ft |
| Illumination | 1 050 fc | 190 fc | 95 fc | 55 fc | 37 fc | 24 fc |

• Optics @ 17°

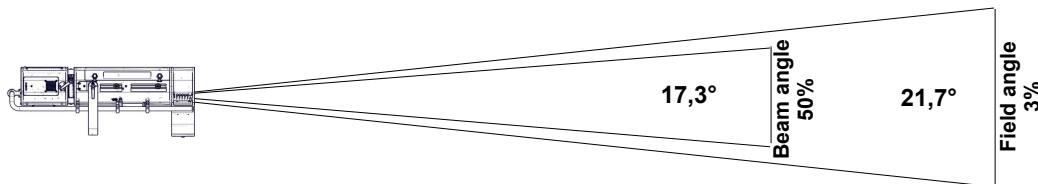
| Field lumens | Beam lumens | Efficacy | Beam intensity | CCT | Delta uv |
|--------------|-------------|----------|----------------|---------|----------|
| 8 040 Lm | 6 550 Lm | 28 Lm/W | 184 800 Cd | 5 610 K | |



| | | | | | | |
|----------------|-----------|-----------|---------|---------|---------|---------|
| Distance | 5 m | 10 m | 15 m | 20 m | 25 m | 30 m |
| Field diameter | 1,5 m | 3 m | 4,5 m | 6 m | 7,5 m | 9 m |
| Illumination | 7 400 lux | 1 850 lux | 830 lux | 470 lux | 300 lux | 210 lux |
| Distance | 15 ft | 35 ft | 50 ft | 65 ft | 80 ft | 100 ft |
| Field diameter | 4,5 ft | 10,5 ft | 15 ft | 19,5 ft | 24,1 ft | 30,1 ft |
| Illumination | 830 fc | 160 fc | 75 fc | 44 fc | 29 fc | 19 fc |

• Optics @ 22,5°

| Field lumens | Beam lumens | Efficacy | Beam intensity | CCT | Delta uv |
|--------------|-------------|----------|----------------|---------|----------|
| 7 440 Lm | 6 220 Lm | 26 Lm/W | 107 400 Cd | 5 530 K | |



| | | | | | | |
|----------------|-----------|-----------|---------|---------|---------|---------|
| Distance | 5 m | 10 m | 15 m | 20 m | 25 m | 30 m |
| Field diameter | 1,9 m | 3,8 m | 5,7 m | 7,7 m | 9,6 m | 11,5 m |
| Illumination | 4 300 lux | 1 100 lux | 480 lux | 270 lux | 180 lux | 120 lux |
| Distance | 15 ft | 35 ft | 50 ft | 65 ft | 80 ft | 100 ft |
| Field diameter | 5,7 ft | 13,4 ft | 19,2 ft | 24,9 ft | 30,7 ft | 38,3 ft |
| Illumination | 480 fc | 90 fc | 43 fc | 26 fc | 17 fc | 11 fc |