



NEW PRODUCTS

2017

AXCOR PROFILE 900

K-EYE HCR

SCENIUS UNICO

SHAR-BAR



ENGLISH



AXCOR
PROFILE 900





AXCOR PROFILE 900

THE POWERFUL LED PROFILE SPOT BY CLAYPAKY

With the Axcor Profile 900, Claypaky has launched a new course in its design research: it is the first Claypaky spotlight to use a LED light source, instead of a traditional discharge lamp.

Claypaky has chosen to use a white LED engine with high luminous efficiency, total power of 900 watts and luminous flux of 24,000 lumen output, and couple it with a system of dichroic filters to create the colors.

Thanks to its considerable light output, the Claypaky Axcor Profile 900 goes straight in at the top of

its category and features the best in modern technology in every parameter: the characteristics of the white and colored light it produces, its ability to form perfectly sharp projections, and the precision micro-mechanics of its exclusive beam shaping system.

The Axcor Profile 900 features a CMY color mixing system with gradual-insertion filters, supported by a linear CTO correction device. The transition from one color to another is perfectly smooth. Six carefully selected professional-use color filters are available on a separate wheel: dark red, bright

blue, green, half minus green, golden amber and navy blue.

The range of effects is as wide as you can imagine. The Axcor Profile 900 provides all the effects found on the latest profile spotlights: six interchangeable high-definition rotating gobos, an interchangeable animation wheel, a four-facet rotating prism, a 16-bit electronic dimmer, two levels of variable frost filters - one "soft edge" and the other "flood" - to simulate a wash effect, and an iris with multiple built-in macros, which can be used as an effect in its own right.

March 2017

Subject to change without notification

Moreover, the Axcor Profile 900 is equipped with Claypaky's patented framing system, which works on four different focal planes and is the strong point of all Claypaky profile lights.

The zoom ranges from 7° to 40°, with very smooth, fluid movements and the focus is equipped with an autofocus system, which makes programming quicker. Its pan and tilt movements are wide and fast. The Axcor Profile 900 is also

remarkable for its silent operation, thanks to a carefully designed LED engine cooling system.

This feature, together with its top quality light and color, makes the Axcor Profile 900 an excellent unit for use in theatres and television studios, where silence is a must.

Moreover, its impressive power and light, and wide range of visual and color effects make the Axcor Profile 900 very interesting for big live

events and tours too. On request, the Axcor Profile 900 can be fitted with a high-CRI (> 90) LED-engine, which however has a lower light output. The two systems are completely interchangeable, even after purchase.

With the Axcor Profile 900, users can at last choose a spotlight with a LED light source instead of a traditional lamp, without any sacrifices in terms of light output, features and effects.



MAIN FEATURES

- High wattage moving head LED spotlight
- 880W white LED engine with custom lens solution (6000K, 50,000 h)
- Total lumen output: 24,000 lumen
- Optional LED engine with CRI>90, interchangeable.
- 7°- 40° linear zoom
- Focus tracking system
- Color system: 16-bit CMY + linear CTO + 6-color wheel
- 6 HD interchangeable gobos
- Animation wheel
- 4-facet rotating prism
- Variable "soft edge" frost
- Variable flood frost
- Iris with multiple macros (random, pulsing...)
- Electronic linear dimmer, 16 bit + electronic strobe
- Framing System, 4 focal planes
- Framing system, 90° rotation
- Protocols/Functions: RDM, Web Server and ArtNet

WEIGHT AND DIMENSIONS

■ 45 Kg (99.2 lbs)
mm (LxWxH): 425 x 501 x 826
inches (LxWxH): 16.73 x 19.72 x 32.52

March 2017

Subject to change without notification

MYTHOS²



MYTHOS²

SPOT - BEAM - WASH

NEW HEART, NEW LIFE

All the features you love from the original hybrid fixture but with 2 new superpowers: **new super-smooth dimming upgrade**, which makes the Mythos² suitable for the

most demanding applications.

New heart, new life, reliable OSRAM SIRIUS HRI® 440W lamp technology you can depend on.

When choosing the most flexible, affordable, bright hybrid fixture, ensure you specify the one with two new superpowers: the Mythos².



Eurovision Song Contest



Cloud of Sound - Linz



MTV Video Music Awards



K-EYE HCR

THE NEW BENCHMARK FOR LED COLOR CHANGERS

After the B-EYE, which revolutionized the world of LED wash lights with its extraordinary effects, Claypaky has now launched the K-EYE HCR, a LED wash light which provides total control over the quality of all forms of white or colored light.

The new HCR technology used in the K-EYE is an exclusive electronic platform developed by Claypaky in conjunction with Osram to meet the needs of lighting designers all over the world who were not fully satisfied with the performance of LED devices in comparison with traditional lamps, in particular because of their incomplete color range, poor color rendering index and lack of consistency. All these

limitations have been overcome in the K-EYE HCR, and it is finally possible to produce every color, every nuance and every shade with satisfactory quality.

The heart of the K-EYE HCR wash light is a LED light source consisting of a module with six chips, each for a different color: besides the three "classic" basic red, green and blue colors, Claypaky has added amber, cyan and lime. This exclusive Claypaky device provides a very wide color range with excellent color spectrum coverage.

Along side the LED-light-source heart of this system is its brain: the brand new sophisticated software algorithm

that controls its functions. The light produced by the K-EYE is very high quality, with a CRI that reaches values that have never been achieved before by LEDs and were previously only possible with traditional technology.

The K-EYE HCR family includes two moving-head models: the K-EYE K20 HCR with 37 LEDs and the K-EYE K10 HCR with 19. The range will soon be extended with two new fixed-head versions.

The light parameters are managed through different DMX modes and channels, six of which are dedicated to specific colors and another six are used for fine tuning: once a color

has been selected, you can enrich the palette with an infinite number of shades. There are also two more independent channels: one for linear color temperature adjustment from 2500K to 7500K, and another devoted to a wide selection of macros that make programming easy. Moreover, the macros have an additional HSL (Hue Saturation Luminosity) control function.

The various K-EYE HCR models have exactly the same lumen output thanks to a source calibration and color balancing procedure which is carried out on every single light during the testing stage. Furthermore, the control algorithm of each fixture compensates for drifts in color due to ageing on the basis of a model stored

in the unit's memory that simulates ideal behaviour during its working life. All these sophisticated features together ensure color consistency both between one light and another, and over time.

The K-EYE HCR fits an extremely high quality optical unit, with proprietary lenses that guarantee even light diffusion and eliminate stray reflections. The zoom ranges from 6° to 50°, with uniform light diffusion at any beam angle. A 16-bit resolution electronic dimmer means you can adjust light intensity in indiscernible infinitesimal steps. Different dimmer curves are available so you can adapt it to all stage requirements.

The fixture may be controlled via RDM

Protocol, Web Server or ArtNet.

Some optional accessories are also available: a top hat, which can easily be attached to the head with two fixing screws and an outer frame for inserting gels or frost filters.

Silent operation is a particular strong point of the K-EYE HCR: its heat sink is die-cast and has forced ventilation, which cools the unit with minimal noise.

It is suitable for use in all professional fields of application, where great brightness, a wide range of colors, and a high CRI are particularly appreciated. In fact, the K-EYE HCR can be used as a key light in theatres, television studios, showrooms, exhibitions, and fashion shows.

SPECIFICATIONS

- Advanced LED moving head wash light
- Light sources: 37 LED modules (K-EYE K20 HCR); 19 LED modules (K-EYE K10 HCR)
- 6-color LED module: RGB + Amber + Cyan + Lime
- Rated LED module average lifetime: 50,000 h
- Total lumen output: 11,000 lumen (K20 version); 5,500 lumen (K10 version)
- CRI up to 97
- 2500K-7500K color temperature correction (CTO controlled mode plus RAGCB correction).
- Control: RAW, RGB, CMY mode
- Dedicated color macro channel
- Additional color control function: HSL (Hue Saturation Luminosity).
- Software algorithm by Osram
- 6°- 50° linear zoom
- Electronic linear dimmer, 16 bit
- Optional frame for external gels and frost filters
- Optional top hat
- Protocols/Functions: RDM, Web Server and ArtNet
- Totally flicker free

WEIGHT AND DIMENSIONS

K-EYE K20 HCR

■ 22.5 Kg (49.6 lbs)
 mm (LxWxH): 332 x 488 x 605
 inches (LxWxH): 13.07 x 19.21 x 23.82

K-EYE K10 HCR

■ 16.5 Kg (36.38 lbs)
 mm (LxWxH): 293 x 391 x 497
 inches (LxWxH): 11.53 x 15.39 x 19.57



Harmony needs balance, silence, and quality of light.



SCENIUS SPOT | PROFILE

The sound of light

Music spreads into the surrounding silence, and a harmonious light radiates into the darkness of the scene. In a play on perfect symmetries, light too varies its tones. Balanced intensities, soft shades, vivid colors, perfect white, accurate diffusions, fancy shapes...

Listen: this is the Scenius, the harmonious sound of light.



In today's professional show lighting world, the need to optimize the number of lights installed on rigs is becoming ever greater. The goal is not just to reduce energy consumption but, more generally, to reduce the costs that stem from the complexity of the system. One solution is to use versatile fixtures, which are able to perform multiple functions. This is why the "hybrid light" category came about. These lights combine the ability to project visual effects with wash or beam light functions. However, building a "light that can do anything" is a big technical challenge, and was considered impossible for many years. This can be seen from the hybrid lights that became available on the market: compromises had to be made in one or more of their functions, which lighting designers are not always willing to accept.



**SCENIUS
UNICO**

SCENIUS UNICO



MULTIFUNCTIONAL WITH NO COMPROMISE

The masterly skills in the fields of optics and micro-mechanics has allowed Claypaky to take on the challenge without - as is our norm - giving in to compromise, and today we can proudly present a really special multifunctional light: the SCENIUS UNICO.

The Scenius Unico is the latest addition to the Scenius family. Therefore, its first highly appealing feature is the quality of its light, regardless of the use mode. Like the other Scenius models, it fits a 1400 Watt 6500K

Osram lamp, with a wide color spectrum and very high CRI. Its CMY system with linear CTO and wheel with seven selected colors produce a rich palette of colors of all shades, as needed for professional applications.

The Scenius Unico is first of all a magnificent spot light for projecting effects, with 6 rotating gobos and a beautiful animation wheel, which brings out the fixture's optical perfection. It is also equipped with the most sophisticated and most pre-

cise framing system on the market today, the same one as found in the Scenius Profile, which won the Award for Innovation at Plasa 2016.

The Scenius Unico is also an excellent wash light, since it features a system with different grade diffusion filters, which may be inserted gradually. They progressively soften the light beam and distribute the light uniformly, minimizing the loss in brightness. Wash mode is also excellent in combination with the framing system.



However the most amazing feature is that the Scenius Unico can also generate a powerful narrow beam of super concentrated light, with a minimum beam angle of only 5 degrees. This beam is highly visible even hundreds of yards away since the light leaves the fixture through a 180 mm (7 inch) diameter PC lens. Moreover, you can reduce the size of the beam with a high precision sixteen-blade iris. Thanks to these features, the Scenius Unico produces exceptional aerial effects with both narrow and fat parallel beams.

The Scenius Unico's zoom allows

beam angles ranging from 5° up to a maximum of 55°, with a slow or very fast linear excursion and exclusive fo-

cus tracking system. The numerous built-in effects cut through the air with great success even at the maximum beam angle. An excellent 16-bit dimmer completes this brand new light's features.

This is the Scenius Unico: Claypaky's powerful top-of-the-range fixture which combines extraordinary light quality with unequalled versatility, without compromise! The ideal tool for every application from big live events to fixed installations, where versatility means huge savings. The perfect tool at last for the most demanding lighting designers.



SPECIFICATIONS

- Multifunctional light
- 1400W Osram discharge lamp
- 6500 K output color temperature
- High quality of light
- 180 mm Ø front lens
- 5°- 55° linear zoom
- Focus tracking system
- CMY System + Linear CTO
- 7-color wheel
- Framing system operating on 4 focal planes
- Framing system indexing on 90°
- 6 rotating gobos
- Rotating prism
- Graphic animation wheel
- 16 blades fast Iris
- Variable "soft edge" frost
- Variable flood frost
- Very precise 0-100% dimmer
- Fast stop/strobe effect
- Light can be run at 1400W or 1200W
- Art-Net / RDM

WEIGHT AND DIMENSIONS

■ 42 Kg (92.6 lbs)
 mm (LxWxH): 410 x 442 x 804
 inches (LxWxH): 16.14 x 17.4 x 31.65




Non-stop moving mirror pan



Sensational speed [250 rpm]



Grazing light effects*



Suitable for outdoor use [IP54]



We invented the Golden Scan, back in 1989. Today we have done even better.

SPHERISCAN A LEGEND IS BACK.

SPHERISCAN, the new **Claypaky scanner**, is back with a wealth of those values that produced the legend.

Powerful, innovative, technologically ground-breaking Spheriscan provides the same optical performance and graphic effects found in a moving-head, together with the sensational speed, acceleration and agility that only a moving mirror is capable of. With its versatility of use, the Spheriscan is a star of the contemporary lighting scene and has inherited all the reliability of one of the cult fixtures in the Claypaky family.

With its unique 360° non-stop moving-mirror pan, which is incredibly fast, accurate and more agile than ever, and a strong body that resists any weather conditions (IP54), the Claypaky scanner has been re-invented, powered by an ultramodern, eco-friendly 1400 W Osram lamp.

Discover the Spheriscan, the fresh approach to moving mirror technology.

* For a correct recessed application follow the instructions of the product's technical manual.



SHAR-BAR



THE MOST CREATIVE LED-BAR EVER

True to its tradition, Claypaky presents a fixture that creates never-seen-before effects. The SharBar is an advanced moving LED batten which allows lighting designers to bring new effects to their shows.

Its first innovative feature lies in the light sources used. The SharBar fits six brand new 30W Osram Ostar RGBW LEDs.

This has allowed Claypaky to build a really powerful bar, which is also compact. The SharBar has a 240° motorised tilt with super fast, very smooth movements (240° in as little as 0.2 seconds). However the most stunning effects are those created by the special optical unit made by Claypaky, which includes a motorised optical zoom capable of a mini-

mum beam angle of only 2°. Thanks to its extraordinary lenses, the SharBar generates six very narrow, dense light beams. It is as if there were six beam lights, each freely shooting into the air. No comparable LED bar is able to produce a similar effect. The SharBar may also be used to create sharp patterns, even when projected onto a surface.

BUT THERE IS AN EVEN MORE SURPRISING FEATURE!

The optical unit coupled to each LED consists of a motorised system with double mirror. This means each beam of light may be directed independently of the others, thus adding

a further degree of freedom to the bar movement. Each of the six light beams can move or be locked within a 60° (+/-30°) cone.

Thanks to this ingenious, original op-

tical unit, the LED bar produces an effect similar to six separate lights, which can work synchronously or asynchronously with respect to each other.


Even further creative freedom stems from the fact each LED has its own control for all parameters: color, 16-bit intensity and 24 Hz strobe (1-24 flashes/second).

The color is created through RGBW channels and the color temperature

can be adjusted linearly, thanks to a dedicated CTO channel. Programming is made easy with a wide range of color, effect and movement macros.

The SharBar produces truly innovative lighting effects and stands out

for its high light output and extremely concentrated or diffuse beam. It can work in a horizontal or vertical array and produce endless combinations of fixed or moving beams with countless colors at innumerable angles.



SPECIFICATIONS

- Light source: 6 Osram Ostar LEDs driven at 30 Watts
- It may be rigged in a horizontal or vertical array with constant spacing
- 2° beam opening and motorised zoom
- Double-mirror optical unit
- Motorised 240° tilt
- Independent RGBW system for each LED
- CTO on dedicated channel
- 16-bit dimmer and 24 Hz strobe (1-24 flash/second)
- Control inputs: DMX cable, Art-Net on Ethernet
- Standard input sockets: Powercon in/out, DMX in/out and Ethernet in/out (Art-Net protocol with internal switch)
- User interface: graphic display with four buttons
- Backup battery for continuous Ethernet power supply
- Rotating bar structure: extruded aluminium heat sink with forced ventilation
- Quick fit horizontal and vertical hooks for fitting together in arrays, with possible inward and outward rotation
- Adjustable ground positioning pedestal
- Sockets are arranged within the bar structure itself to prevent interference with adjacent trusses or bars when rotating

WEIGHT AND DIMENSIONS

■ 15 Kg (33 lbs)
 (LxWxH): 1000 x 170 x 260
 inches (LxWxH): 39.37 x 6.69 x 10.24



2017 Swarovsky Festival of Light
Fixtures used: Mythos 2, Supersharpy 2
LD: Björn Hermann



Osram and The Westin Excelsior Rome 110-year anniversary
Fixtures used: Mythos, A.leda B-Eye K20, GlowUp Strip, GlowUp
LD: Giovanni Pinna



2017 Elbphilharmonie Hamburg Grand Opening
Fixtures used: Mythos
LD: Jerry Appelt





2016 Rio Olympic Games Opening and Closing Ceremonies
Fixtures used: Mythos, Sharpy, Sharpy Wash 330,
Alpha Profile 1500, Alpha Beam 1500
LD: Durham Marengi



Bolshoi Theatre - LaScala Summer Tour 2016
Fixtures used: A.leda Wash K20, Alpha Profile, Alpha Wash
LD: Marco Filibeck and Valerio Tiberi



Red Hot Chili Peppers - 2016/2017 Tour
Fixtures used: A.leda B-Eye K20
LD: Scott Holthaus

Super Bowl LI Halftime Show
Fixtures used: Mythos, Sharpy
LD: Bob Barnhart

SCENIUS UN1CO

- Multifunctional light • 1400W Osram discharge lamp (6500 K)
- High CRI • 180 mm Ø front lens • 5°- 55° linear zoom • CMY System + Linear CTO + 7-color wheel

SPOT	WASH	BEAM	PROFILE
• 6 rotating gobos	• Uniform light distribution	• Super-concentrated light	• 4 focal planes framing system
• Rotating 4-facet prism	• 55° max beam opening	• Narrow and fat parallel beam	• Framing system rotation on 90°
• Graphic animation wheel	• Variable frost system	• 5° minimum angle	• 16 blades fast iris



MAKING IMPOSSIBLE POSSIBLE
ALL IN ONE



CLAY PAKY S.p.A. - I - 24068 Seriate (BG) - Via Pastrengo, 3/b
 Phone +39 035 654311 - Fax +39 035 301876
 www.claypaky.it - info@claypaky.it

Follow us on:

