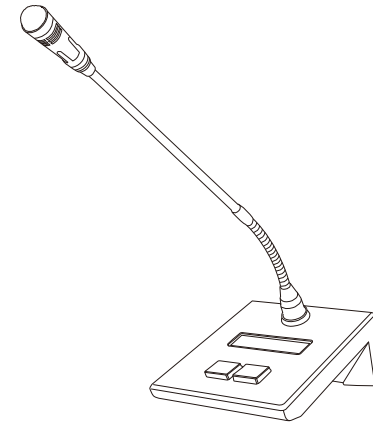


# ■ User Manual

SCOPE OF APPLICATION: LARGE MEETING ROOMS, MULTI-FUNCTION HALL, HALL, HOTEL, BUSINESS CENTER, ECT




## Digital Conference System



Statement: All product (include the color, size and display etc.) take the material object as, the picture only supply the reference. Our company reserves the right to change the products or specifications at any time without notice, please make allowance for our update.

Thank you for purchasing our product! In order to ensure the best performance of the product, please read the operation manual carefully before using.

 CAUTIONS 

1. Turn off the Power before installing ,removing and wiring the equipment .  
Otherwise ,there will be a risk of electric shock.
2. Do not disassemble the machine, otherwise it will cause failure
3. Please use the unit within the following conditions(temperature,humidity ,  
vibration ,installation direction, environment ,etc .)Otherwise,there is a  
risk of fire or malfunction.
4. Do not block the ventilation holes of the equipment. Otherwise,there is a  
risk of fire or malfunction.
5. Please follow the standard of the machine connection, the specified  
power supply and construction method, and wire it correctly.Otherwise,  
there is a risk of electric shock, fire, or malfunction.
6. Do not let the broken wire, iron power, water inside the case.Otherwise ,  
there will be a risk of fire.
7. When disposing of the machine, please follow the local regulations,  
Properly handled according to industrial waste.
8. The equipment must be exposed to water droplets or water splashes. 
9. The equipment should be connected to the grid power outlet with  
protective grounding.
10. If the power plug and appliance coupler are used as disconnect  
devices, the disconnect device should kept easy to operate(Such as  
knife switch or leakage switch)
11. The equipment is only suitable for safe use in areas below with an  
elevation of 2000 meters. 
12. The equipment is only suitable for safe use in non-climte conditions. 

# Contents

I. Product Function .....(1)

II. Unit .....(2)

III. Product Specification .....(3)

IV. Diagram .....(4)





### III Specification

Unit Specification	
Input Voltage	DC-24V
Power Consumption (Without Speakers)	1.2W
Power Consumption (Included Speakers)	3W
Frequency Response	30Hz-18KHz
Gain	4dB
S/N Ratio	≥100dB
Bottom noise	-86dBu

Condenser Microphone Clip Specification	
Sensitivity	-44dB ±3dB
Frequency Response	30Hz-18KHz
Polar Patten	Cardioid
Working	1-10V

### IV Diagram

