

Operating manual

LOOK-FAN DMX



a Look Solutions product

Set of Equipment supplied

- Fan 850 W
- Hanging yoke
- Mains cable 2 m Powercon True plug

Via a M12 TV-adaptor and the needed Coupler for TV-adaptors the Look-Fan DMX can be mounted onto a stand.

Content

1. Operation	4
1.1 Manual operation	4
1.2 DMX operation	5
1.3 Operating with XLR-remote	5
2. Technical Data	6
3. Warranty conditions	7

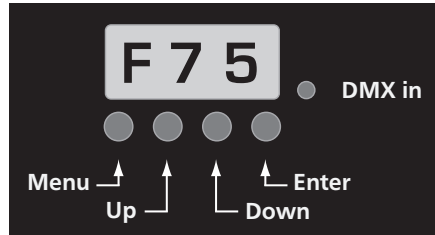
1. Operation

1.1 Manual operation

1. Connect the Powercon plug of the mains cable to the fan and the power plug to a socket.

2. A „F“ and two figures appear at the display. „F“ means fan, the two figures show the percental ventilation system performance.

The adjustments are made with the Up- and Down-buttons.



3. Press the Enter-button shortly to start the fan.

Press the Enter-button again to stop the fan.

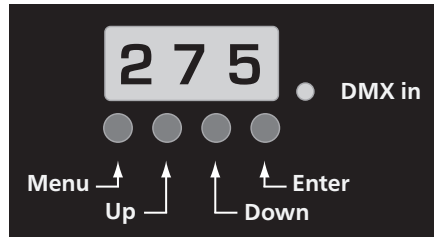
4. To switch the fan off, press the Menu-button until „OFF“ appears at the display. Press the Enter-button to switch the fan into the Stand-by-mode. A dot appear at the display.




1. Operation

1.2 DMX-operation

1. Connect the fan to a DMX-desk.
The green LED lights as soon as the fan gets a correct DMX signal. The currently adjusted DMX-address is shown at the display.
If the address does not appear, press the Menu-button until three figures appear at the display.

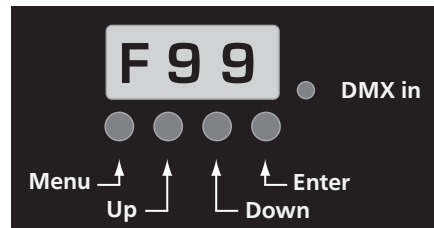


2. The adjustment of the DMX-address is made with the Up- and Down-button. To save the address press the Enter-button.
3. The output can now be adjusted at the DMX-desk.
4. If there is no DMX signal (f.e. because the desk has been switched off), the fan switches to the Stand-by-mode. A dot appear at the display.



1.3 Operating with the XLR-remote

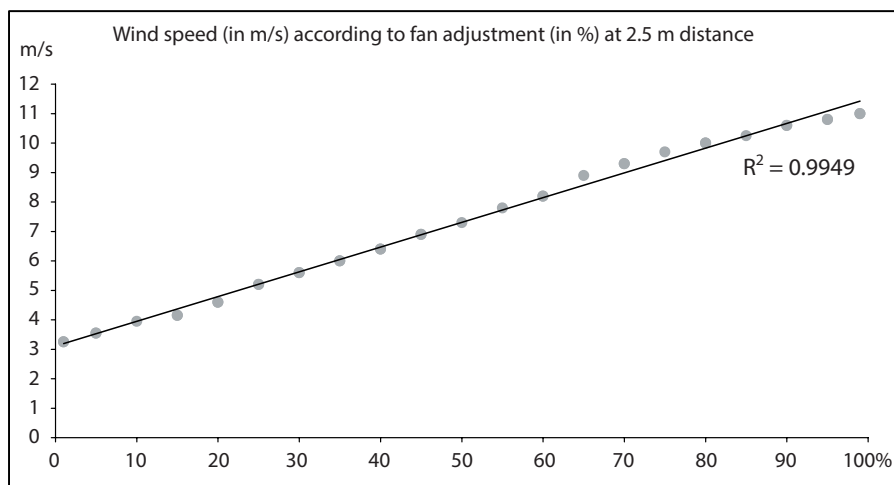
1. Connect the fan to the XLR-remote.
2. Put the ventilation to 99% at the display.
3. By tripping the On/Off-switch at the XLR-remote the fan will be switched on and off.
Via the control knob at the XLR-remote the percental ventilation system performance can be adjusted.



Please note: The fan cannot be controlled with a radio remote!

2. Technical Data

Voltage	230 V / 50 Hz
Power consumption max.	850 Watt
Rotation speed	max. 1250 rpm
Volume flow	approx. 9000 m ³ /hour
Adjustment	0 bis 99%
Dimensions	Ø 665 cm
incl. hanging yoke	W: 72.1 cm, D: 42.5 cm
Weight	29.5 kg



Manufactured for:

Look Solutions GmbH & Co. KG • Bünteweg 33 • D - 30989 Gehrden • www.looksolutions.com

3. Warranty conditions

For the **Look-Fan DMX** Look Solutions guarantee is:

1. Free of charge, subject to the following conditions (No. 2 - 6) we will repair any defect or fault in the unit if it is caused by a proven factory fault and has been advised immediately after appearance and within 24 month of delivery to the end user. Insignificant deviations of the regular production quality does not guarantee replacement rights, nor do faults or defects caused by water, by generally abnormal environment conditions or Force Majeure.
2. Guarantee Service will be done in the following way: Faulty parts will be repaired or replaced (our choice) with correct parts. Faulty units have to be brought to us or our service centres or to be sent to us or our service centres at customer's expenses. The invoice and/or receipt showing the purchase date and the serial number has to come with the faulty unit, otherwise this will not be guarantee service. Replaced parts become our property.
3. The customer loses all rights for guarantee services, if any repairs or adjustments are done to the units by unauthorized persons and/or if spare parts are used which are not approved by us. Also non compliance with the instructions in this manual or mistakes by incorrect handling/treating of the machine will lead to a loss of guarantee and also any faults and damages caused by undue force.
4. Any freight costs arising in connection with the guarantee services have to be born by the customer.
5. Guarantee services do not cause an extension of the guarantee time or the start of a new guarantee time. The warranty for replaced parts ends with the guarantee time of the whole unit.
6. If a defect/fault can not be repaired by us in a satisfactory time, we will, within 6 months after sale of the unit, on choice of the customer, either:
 - replace the whole unit for free or
 - refund the lesser value or
 - take back the whole unit and refund the purchase price, but not more than the usual market price at the time of the refund.
7. Further claims, especially for damages, losses etc. outside the unit are excluded.

Other guarantee regulations may be valid outside Germany. Please check with your dealer!

