
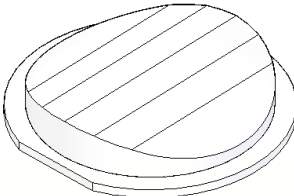
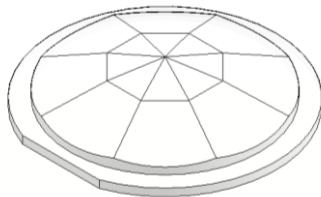


DMX PROTOCOL

Number	CHANNEL
1	RED
2	RED FINE
3	GREEN
4	GREEN FINE
5	BLUE
6	BLUE FINE
7	CTO
8	SHOW-SETUP
9	DIMMER
10	DIMMER FINE
11	STOPPER / STROBE
12	PRISMS WHEEL CHANGE
13	PRISMS WHEEL ROTATION
14	ZOOM
15	SMART FADING
16	BAZ FADING
17	FOCUS
18	FOCUS FINE
19	PAN
20	PAN FINE
21	PAN ROTATION
22	TILT
23	TILT FINE
24	FUNCTION
25	RESET
26	FUNCTION 2
27	FREQUENCY

Number	DMX Value	Function
1		RED
	000 – 255	Linear 0 – 100%
2	000 – 255	RED FINE (16bit)
3		GREEN
	000 – 255	Linear 0 – 100%
4	000 – 255	GREEN FINE (16bit)
5		BLUE
	000 – 255	Linear 0 – 100%
6	000 – 255	BLUE FINE (16bit)
7		CTO
	000	Raw mode
	001 – 255	Linear CTO from 9000K to 3000K
8		SHOW-SETUP
	000 – 011	Unused range
	012 – 016	Limited Output On
	017 – 021	Limited Output Off
	022 – 027	SOZ - HD=33ft (Smart Mode only)
	028 – 032	SOZ - HD=27ft (Smart Mode only)
	033 – 037	SOZ - HD=20ft (Smart Mode only)
	038 – 042	Free
	043 – 047	Check Start
	048 – 052	Check Stop
	053 – 057	BAZ - Symmetric
	058 – 062	BAZ - Pan_180
	063 – 067	BAZ - Custom – Tilt 1
	068 – 072	BAZ - Custom - Pan 1
	073 – 078	BAZ - Custom - Pan 2
	079 – 083	BAZ – Custom – Tilt 2
	084 – 093	Free
	094 – 099	BAZ – Invert Off
	100 – 104	BAZ – Invert On
	105 – 108	BAZ - Reset
	109 – 113	SOZ - Symmetric (Smart Mode only)
	114 – 118	SOZ - Pan_180 (Smart Mode only)
	119 – 123	SOZ - Custom – Tilt 1 (Smart Mode only)
	124 – 129	SOZ - Custom - Pan 1 (Smart Mode only)
	130 – 134	SOZ - Custom - Pan 2 (Smart Mode only)
	135 – 139	SOZ - Custom – Tilt 2 (Smart Mode only)
	140 – 149	Free
	150 – 154	SOZ – Invert Off (Smart Mode only)
	155 – 159	SOZ – Invert On (Smart Mode only)
	160 – 164	SOZ - Reset (Smart Mode only)
	165 – 169	Complete channel Reset
	170 – 255	Free
		All functions are activated/selected passing through the unused levels range and staying in the necessary range for 5 seconds

Number	DMX Value	Function
9		DIMMER
	000 – 255	Linear 0 – 100%
10		DIMMER FINE (16 bit)
11		STOPPER / STROBE
	000 – 003	Light OFF
	004 – 103	Strobe at linear from slow (1 flash/sec) to high (25 flashes/sec)
	104 – 107	Light ON
	108 – 207	Pulsation at linear from slow to fast
	208 – 212	Light ON
	213 – 225	Random Strobe at low frequency
	226 – 238	Random Strobe at medium frequency
	239 – 251	Random Strobe at high frequency
	252 – 255	Light ON
12		PRISMS WHEEL CHANGE
	000 – 032	Prisms / Frost OUT
		Frost
	033 – 064	
	065 – 097	Prism 2 
	098 – 129	Prism 3 
	130 – 171	Frost shakes from slow to fast
	172 – 214	Prism 2 shakes from slow to fast
	215 – 255	Prism 3 shakes from slow to fast

Number	DMX Value	Function
13		PRISMS WHEEL ROTATION
	000 – 021	Prisms/Frost indexing: 0° to 90° range
	022 – 042	Prisms/Frost indexing: 91° to 180° range
	043 – 063	Prisms/Frost indexing: 181° to 270° range
	064 – 084	Prisms/Frost indexing: 271° to 360° range
	085 – 105	Prisms/Frost indexing: 361° to 450° range
	106 – 127	Prisms/Frost indexing: 451° to 540° range
	128 – 190	Linear CCW rotation from fast (170 rpm) to slow (2.2 rph)
	191 – 192	Stop rotation
	193 – 255	Linear CW rotation from slow (2.2 rph) to fast (170 rpm)
14		ZOOM
	000 – 255	Zoom linear from narrow 000 to wide 255 it work combined with prism wheel inserted
15		SMART FADING
	000	No fade
	001 – 255	Linear fading (SOZ only)
16		BAZ FADING
	000	No fade
	001 – 255	Linear fading (BAZ only)
17		FOCUS
	000 – 255	Focus moves linearly from far to near position
18		FOCUS FINE
	000 – 255	Fine Focus positioning
19		PAN
	000 – 255	Pan CCW movement/positioning from 0° to 540° (default setting)
20		PAN FINE
	000 – 255	Fine Pan positioning
21		PAN ROTATION
	000	Direct Pan positioning
	001 – 127	Pan CCW rotation from Fast (80 rpm) to Slow (5 rph)
	128	Stop Pan rotation
	129 - 255	Pan CW rotation from Slow (5 rph) to Fast (80 rpm)
22		TILT
	000 – 255	Tilt CCW movement/positioning from 0° to 265° (default setting)
23		TILT FINE
24		FUNCTION
	000 – 011	Unused range
	012 – 024	Fast Pan/Tilt speed
	025 – 037	Normal Pan/Tilt speed
	038 – 050	Fast Pan Continuous speed
	051 – 062	Slow Pan Continuous speed
	063 – 075	Mini Xtylos Like - HPE
	076 – 088	Mini Xtylos Like
	089 – 101	Display Off
	102 – 113	Display On
	114 – 255	Free
		The functions are activated/selected passing through the unused levels range and staying in the necessary range for 5 seconds

Number	DMX Value	Function			
25		RESET			
	000 – 025	Unused range			
	026 – 076	Effects Reset sequence is activated passing through the unused levels range and staying in this range for 5 seconds			
	077 – 127	Pan/Tilt Reset sequence passing through the unused levels range and staying in this range for 5 seconds.			
	128 – 255	All-effects Reset sequence passing through the unused levels range and staying in this range for 5 seconds.			
26		FUNCTION 2			
	000 – 011	Unused range			
	012	Base Frequency= 4700 Hz			
	013	Base Frequency= 6000 Hz			
	014	Base Frequency= 7300 Hz			
	015	Base Frequency= 8600 Hz			
	016	Base Frequency= 10000 Hz			
	017	Base Frequency= 12000 Hz			
	018	Base Frequency= 15000 Hz			
	019	Base Frequency= 17578 Hz			
	020	Base Frequency= 20000 Hz			
	021	Base Frequency= 22000 Hz			
	The functions are activated passing through the unused levels range and staying in the necessary range for 5 seconds				
27	000 – 255	FREQUENCY			
		Base Frequency (see Function 2)	Min Freq. @ 0 bit	Frequency @ 128 bit	Max Freq. @ 255 bit
		4700 Hz	4060 Hz	4700 Hz	5335 Hz
		6000 Hz	5360 Hz	6000 Hz	6635 Hz
		7300 Hz	6660 Hz	7300 Hz	7935 Hz
		8600 Hz	7960 Hz	8600 Hz	9235 Hz
		10000 Hz	9360 Hz	10000 Hz	10635 Hz
		12000 Hz	10720 Hz	12000 Hz	13270 Hz
		15000 Hz	13336 Hz	15000 Hz	16651 Hz
		17578 Hz	16682 Hz	17578 Hz	18467 Hz
		20000 Hz	18720 Hz	20000 Hz	21270 Hz
	22000 Hz	21360 Hz	22000 Hz	22635 Hz	

IMPORTANT NOTE

To prevent accidental breakage of the effects, which could collide with each others during transport, before switching the projector OFF check that all the projector Channels have been excluded (DMX level = 0 bit.)

To preserve the Light engine, it is suggested to set the Dimmer @ 0bit a few minutes before turning off the fixture

To ensure reliable operation of the effects, it is suggested to keep the Light of the fixture On, for few minutes before moving the effects. Claypaky use a high-performance lubricant that is designed to work within the high temperature environment in Claypaky's modern moving light fixtures. In cold environments, it may take several minutes for the lubricant to reach optimum fluidity and all functions to reach optimum performance