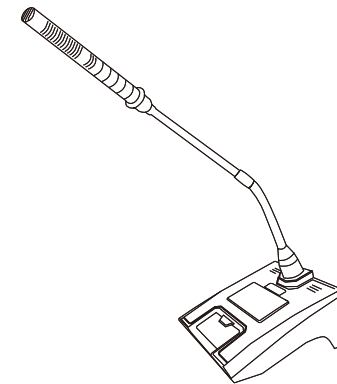


Professional Wired Conference System

User Manual



Intelligence Conference System




Professional Wireless Conference System

Thank you for choosing our products.
Please read the manual carefully to get the best performance effect.

Contents

I. Contents	(1)
II. Function Introduction.....	(2)
III. Conference Unit	(3)
IV. Conference Unit Specification	(4)
V. Connection Diagram 1	(5)
VI. Connection Diagram 2.....	(6)

CAUTIONS

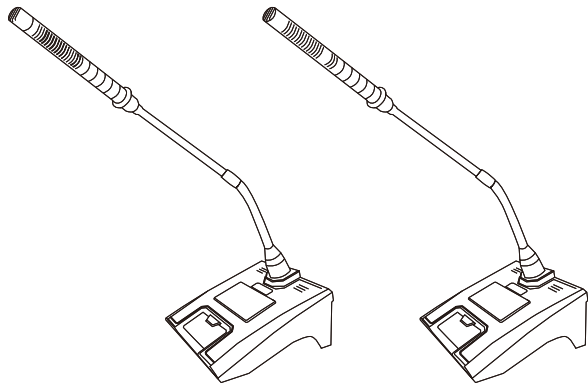
1. Turn off the Power before installing ,removing and wiring the equipment .
Otherwise ,there will be a risk of electric shock.
2. Do not disassemble the machine, otherwise it will cause failure
3. Please use the unit within the following conditions(temperature,humidity ,
vibration ,installation direction, environment ,etc .)Otherwise,there is a
risk of fire or malfunction.
4. Do not block the ventilation holes of the equipment. Otherwise,there is a
risk of fire or malfunction.
5. Please follow the standard of the machine connection, the specified
power supply and construction method, and wire it correctly.Otherwise,
there is a risk of electric shock, fire, or malfunction.
6. Do not let the broken wire, iron power, water inside the case.Otherwise ,
there will be a risk of fire.
7. When disposing of the machine, please follow the local regulations,
Properly handled according to industrial waste.
8. The equipment must be exposed to water droplets or water splashes.
9. The equipment should be connected to the grid power outlet with
protective grounding.
10. If the power plug and appliance coupler are used as disconnect
devices, the disconnect device should kept easy to operate(Such as
knife switch or leakage switch)
11. The equipment is only suitable for safe use in areas below with an
elevation of 2000 meters. 
12. The equipment is only suitable for safe use in non-climte conditions. 



System Introduction

Thank you for using our conference system, which has high cost performance, ultra simple composition equipment and humanized technical operation. It aims to promote exchanges and communication among people all over the world; It is widely used in halls, hotels, banks, corporate conference halls and international large-scale multi language conference centers of any scale.

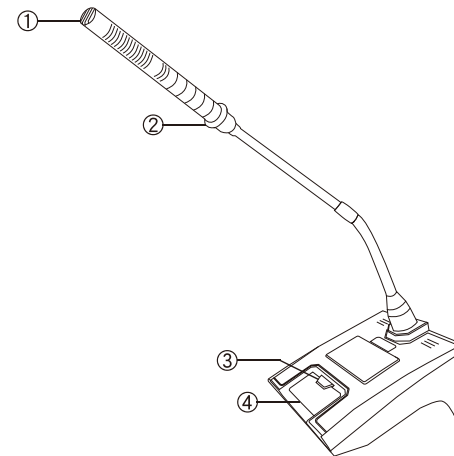
- ★ high quality operation amplification circuit is adopted to reduce distortion and make speech clearer;
- ★ built in feedback suppression circuit can greatly improve the sound pressure at the venue;
- ★ multiple working modes: Chairman mode / restriction mode / overwhelming mode / full open mode;
- ★ the goose neck is designed separately from the base, and is fixed in a spiral way to prevent noise;
- ★ the unit is connected in a cross shape, which is stable and convenient for installation.
- ★ the matching intelligent conference anti howling equipment of the company can effectively increase the speech pickup distance of 30-80cm without debugging.



Chairman Unit

Conference unit panel diagram and description:

1. Microphone supercardioid pointing;
2. Working indicator;
3. Priority key (Only for chairman unit. The chairman can use this key to stop the delegate's speech);
4. Microphone speaking key.



Simple conference system configuration:

Name	Model No.	Unit	Remark
Host	/	PCS	Quantity depend on your need
Chairman Unit	/	PCS	Quantity depend on your need
Delegate Unit	/	PCS	Quantity depend on your need
Feedback Suppressor	/	PCS	Quantity depend on your need
Audio Mixer	/	PCS	Quantity depend on your need
Power Amplifier	/	PCS	Quantity depend on your need
Speaker	/	PCS	Quantity depend on your need
Recorder	/	PCS	Quantity depend on your need

Conference Unit Specification

Chairman/Delegate Unit:

Frequency Response:100-16000Hz

Sensitivity:-40dB ±2dB

Pickup Distance:10-80cm

The conference unit is powered by the conference host.

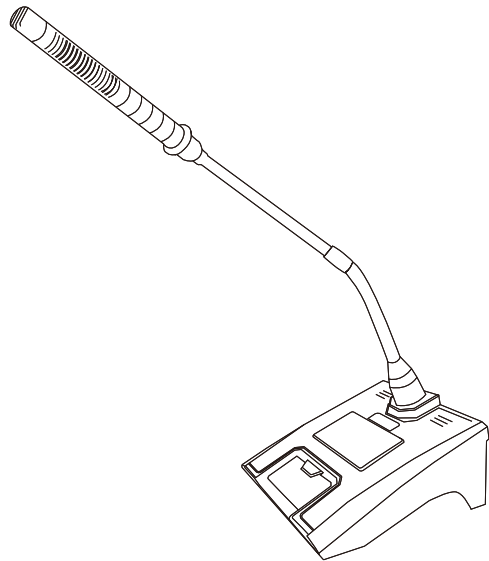
Input voltage is DC 18V.

Conference unit has speech button and indicator, can give speech freely.

The working indicator will turn red when speaking.

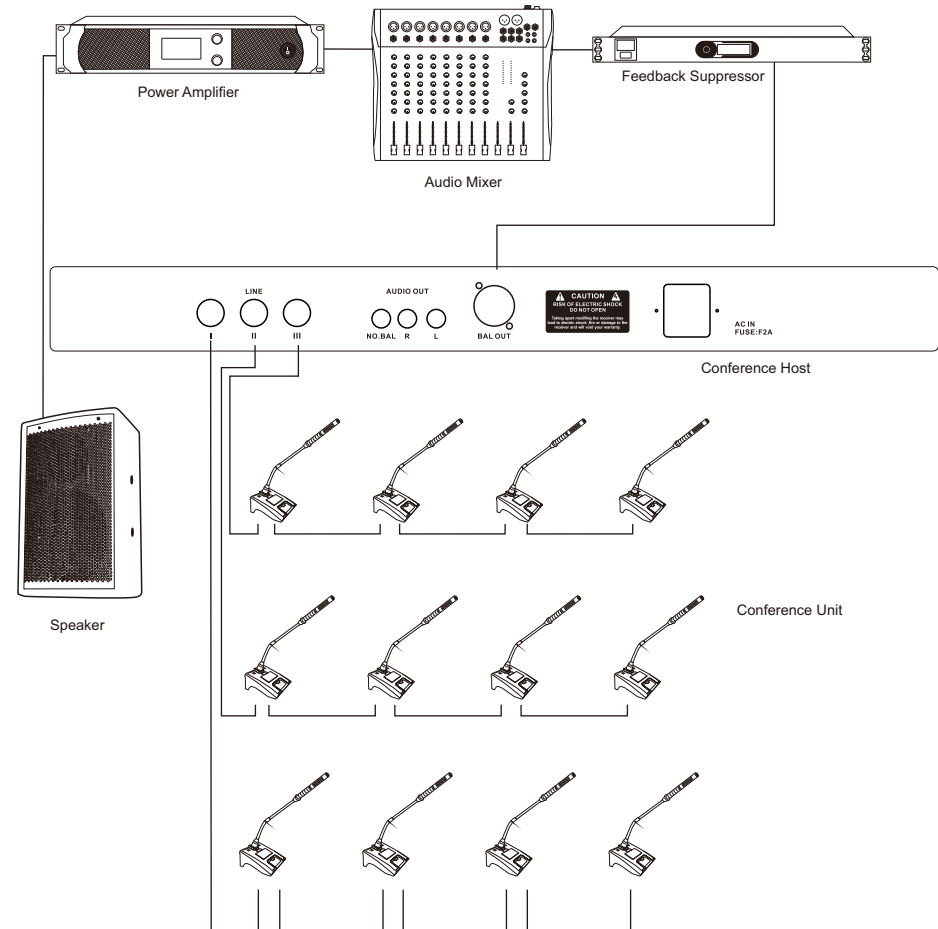
The capacitive microphone core is used, the microphone rod can be flexibly adjusted, and there is a wind proof cotton,the length of microphone rod can be customized.

Hand in hand connection.



Chairman/Delegate Unit

Connection Diagram 1



Connection Diagram 2

