



**NEW**  
**PRODUCTS**  
**2018-19**

**OCTOBER 2018**

# INDEX

## LED-BASED MOVING LIGHTS

900



AXCOR PROFILE 900

CT: 6500K  
lm: 46,000  
CRI: 70

Details at page 4



AXCOR PROFILE 900 HC

CT: 5600K  
lm: 34,000  
CRI: 90

Details at page 4

600



AXCOR PROFILE 600

CT: 6500K  
lm: 28,000  
CRI: 70

Details at page 6



AXCOR PROFILE 600 HC

CT: 5600K  
lm: 21,000  
CRI: 90

Details at page 6

400



AXCOR PROFILE 400

CT: 6500K  
lm: 16,000  
CRI: 70

Details at page 7



AXCOR PROFILE 400 HC

CT: 5600K  
lm: 12,000  
CRI: 90

Details at page 7



AXCOR SPOT 400

CT: 6500K  
lm: 16,000  
CRI: 70

Details at page 8



AXCOR SPOT 400 HC

CT: 5600K  
lm: 12,000  
CRI: 90

Details at page 8

300



AXCOR BEAM 300

CT: 7600K  
lm: 4,000  
CRI: 70

Details at page 9



AXCOR SPOT 300

CT: 7000K  
lm: 11,000  
CRI: 70

Details at page 9



AXCOR WASH 300

CT: 7000K  
lm: 11,000  
CRI: 70

Details at page 9

## ARC-LAMP MOVING LIGHTS

<b>NEW</b>	SHARPY PLUS.....	12
<b>NEW</b>	HEPIKOS.....	14
	SCENIUS UNICO.....	16
	SCENIUS PROFILE.....	16
	SCENIUS SPOT.....	17
	MYTHOS <sup>2</sup> .....	17
	CLAYPAKY ON TOUR.....	18





# AXCOR LED FAMILY

## A FAMILY OF VERSATILE HIGH PERFORMANCE LED LIGHTS

AXCOR LED luminaires are highly modern, versatile and technologically advanced moving heads. They are rationally designed and built to arouse emotions in all fields of entertainment.

Claypaky chose to use white light sources with very high light output and combine them with a system of traditional devices for creating colors and effects. Axcor units combine all the practical, maintenance, cost-containment and life-extension benefits of a LED light, with the projection quality, brightness and image definition required for a top class stage lighting product. The Axcor

LED lights are packed with the most advanced technology in every field, including micro-mechanics and precision optics, powerful and reliable electronics and software, advanced lighting technology, ergonomics, and a pleasant look. The special attention paid to the design of the LED engine cooling system means Axcor lights can be enclosed in compact and lightweight bodies in each power category.

Today, the Axcor family includes a wide range of models with different power outputs, able to cover all application areas. They range from the 110 watts of the Axcor Beam

300 to the 880 watts of the Axcor Profile 900, and include the newest 300W and 500W Profile spotlights. This versatility meets the needs of big stage productions and of small events, and ensures consistency of features and quality throughout the various power ranges.

Besides the versatility of the power range there is a versatility in terms of functions. Each light in the major classes comes in two versions: a model that puts the emphasis on light output, suitable for touring and events, and a model that enhances color rendering (CRI 90) for environments where light quality is fundamental.



BEAM  
FRAMING  
SHUTTERS



# AXCOR PROFILE 900

## THE POWERFUL LED SPOT PROFILE BY CLAYPAKY

AXCOR PROFILE 900 uses a white LED engine with high luminous efficiency, total power of nearly 900 Watts and luminous flux of 46,000lm (25,000 lumen output), combined with a system of dichroic filters to create colors.

The Claypaky Axcor Profile 900 delivers the best in modern technology in every parameter: the characteristics of white and colored light, its ability to generate perfectly

sharp projections, and the precision micro-mechanics of its exclusive beam shaping system.

The Axcor Profile 900 features a CMY color mixing system with gradual-insertion filters, supported by a linear CTO correction device. The transition from one color to another is perfectly smooth.

Six carefully selected professional-use color filters are available on a

separate wheel: dark red, bright blue, green, golden amber, navy blue and a custom designed filter to enhance the CRI.

The range of effects is as wide as you can imagine: six interchangeable high-definition rotating gobos, an animation wheel, a four-facet rotating prism, a 16-bit electronic dimmer, two levels of variable frost filters - "soft edge" and "flood" - to simulate a wash effect, and an iris



with multiple built-in macros, which can be used as an effect in its own right.

Moreover, the Axcor Profile 900 is equipped with Claypaky's patented framing system, which works on four different focal planes and is the strong point of all Claypaky profile lights.

The zoom ranges from 6.8° to 40.3°, with very smooth, fluid movements with an autofocus system, which makes programming quicker. Its pan

and tilt movements are wide and fast.

The Axcor Profile 900 is also remarkable for its silent operation, thanks to a carefully designed cooling system. This feature, together with its top quality light and color, makes the Axcor Profile 900 an excellent unit for use in theatres and television studios, where silence is a must.

Moreover, its impressive power, its wide range of visual and color

effects make the Axcor Profile 900 the ideal solution for big live events and tours.

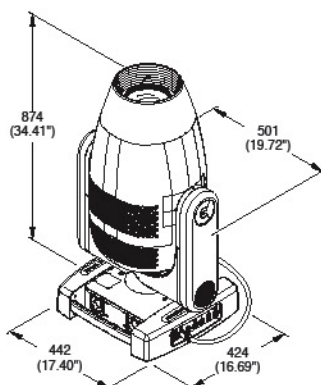
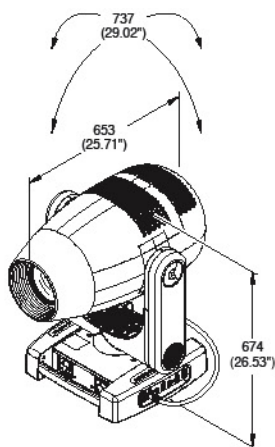
The standard version offers a CRI around 70. On request, the Axcor Profile 900 can be fitted with a high-CRI (at least 90) LED-engine, with a small decrease of output. Three modes of power operation are available: 900W, 600W and 400W.

A standard top hat has been introduced to eliminate even the slightest parasitic light emissions. The version without top hat is available as an option.

## WEIGHT AND DIMENSIONS

(standard version)

■ 45 Kg (99.2 lbs)



Axcor Profile 900 with standard top-hat



Axcor Profile 900 without top-hat

With the Axcor Profile 900, users looking for a high-output sophisticated spotlight can finally choose a LED light source instead of a traditional lamp, with no sacrifice in terms of light output, features and effects.

## MAIN FEATURES

- High wattage moving head LED spotlight
- 880W white LED engine with custom lens solution:
  - Lumen: 46,000 (25,000 lumen output)
  - Color temperature: 6,500 K
  - CRI: at least 70
- Optional 880W white LED engine:
  - Lumen: 34,000 (18,000 lumen output)
- Color temperature: 5,600K
- CRI: at least 90
- 6.8° - 40.3° linear zoom
- Focus tracking system
- Color system: 16-bit CMY + linear CTO + 6-color wheel
- 6 HD interchangeable gobos
- Animation wheel
- 4-facet rotating prism
- Variable "soft edge" frost
- Variable flood frost
- Iris with multiple macros (random, pulsing...)
- Electronic linear dimmer, 16 bit + electronic strobe
- Framing System, 4 focal planes and 90° rotation
- Three power operating modes: 900W, 600W, 400W
- Protocols/Functions: DMX, RDM, Web Server and ArtNet



BEAM  
FRAMING  
SHUTTERS

# AXCOR PROFILE 600

## THE NEW BENCHMARK ON THE MEDIUM-HIGH MARKET

In the crowded world of medium-high power lighting units, the AXCOR PROFILE 600 stands out for its high level performance and the superior quality of its light.

Its most interesting feature is its great versatility of use. This light can be used on every occasion, making it

an indispensable tool that all rental companies should have.

It fits a 500W white LED engine and is available in two versions: a model that delivers 28,000 lumens, 6500 K and a CRI of 70, or alternatively a model that delivers 21,000 lm, 5600 K and a CRI of 90. The luminous efficiency of both

versions is among the highest in this power category, and it can be further increased by about 25% if necessary thanks to a boost mode.

Its wide zoom, from 5.3° to 47.2° (1:9 ratio), means the light can be used flexibly in every application, including when a narrow angle is preferable.

### MAIN FEATURES

- Source: 500W white LED engine
- Versions available:
  - CRI: 70, CT 6500K, 28000 lm (Axcor Profile 600)
  - CRI: 90, CT 5600K, 21000 lm (Axcor Profile 600 HC)
- Ø 132mm front lens
- 5.3° - 47.2° linear zoom
- CMY + linear CTO
- One color wheel with 5 colors
- One rotating gobo wheel with 7 gobos
- Rotating 4-facet prism
- Animation wheel (interchangeable with fixed gobo wheel)
- Motorized framing system with 4 focal planes
- Linear frost filter
- Iris with multiple macros (random, pulsing...)
- Electronic linear dimmer, 16 bit and 4 curves
- Electronic strobe @25 f/sec

### WEIGHT AND DIMENSIONS

■ 33 Kg (72.7 lbs)  
mm (LxWxH): 410x380x800  
inch (LxWxH): 16.1x15.0x31.5

AXCOR  
PROFILE

### CLAYPAKY BROADENS ITS RANGE OF LED SPOTLIGHTS FITTED WITH SHUTTERS

The brand new, technologically advanced AXCOR PROFILE 600 and AXCOR PROFILE 400 join the Axcor Profile 900, and extend the Claypaky LED light family. There is now a unit





BEAM  
FRAMING  
SHUTTERS

# AXCOR PROFILE 400

## THE MOST PROFESSIONAL MOVING HEAD LED LIGHT IN THE MEDIUM CATEGORY

The AXCOR PROFILE 400 enhances the medium-low power category with sophisticated professional functions. It has an extraordinarily compact body (65 cm / 25½ inches high) packed with all the most advanced lighting, mechanical and electronic features.

These include a professional framing system, an animation wheel, a CMY + linear CTO system, and a high precision mechanical iris.

Its light source is a 300W white LED module designed specifically for this unit. The Axcor Profile 400 comes in

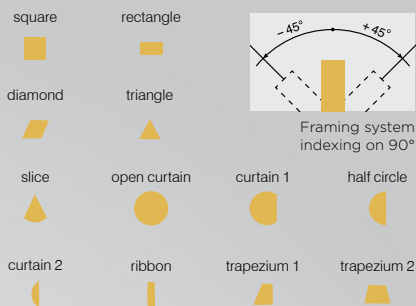
a 16,000 lm, 6500 K, CRI=70 model, or alternatively a 12,000 lm, 5600 K CRI=90 model. It is extremely quiet, and has three operating modes, which can be chosen according to needs: Silent, Standard and Auto.

### MAIN FEATURES

- Source: 300W white LED module
- Versions available:
  - CRI: 70, CT 6500K, 16000 lm (Axcor Profile 400)
  - CRI: 90, CT 5600K, 12000 lm (Axcor Profile 400 HC)
- Ø 120mm front lens
- 6°- 42° linear zoom
- CMY + linear CTO
- One color wheel with 6 colors
- One rotating gobo wheel with 7 gobos
- Rotating 4-facet prism
- Animation wheel
- Motorized framing system with 4 focal planes
- Mechanical iris
- Linear frost filter
- 16-bit electronic dimmer with 4 curves
- Electronic strobe @25 f/sec
- Three different fan ventilation modes (STD - AUTO - SLN)

### WEIGHT AND DIMENSIONS

■ 27 Kg (59.5 lbs)  
mm (LxWxH): 350x276x647  
inch (LxWxH): 13.8x10.8x25.5



with shutters for each power band, each application, and every pocket.

All units use the well known Claypaky framing device, which works on four focal planes and is covered by an international patent. It has been further enhanced with alterations that have improved its precision and versatility.



# AXCOR SPOT 400

## PERFORMANCE YOU HAVE NEVER SEEN BEFORE IN THIS CATEGORY

The AXCOR SPOT 400 provides the medium-power applications with a compact, bright, LED moving spotlight, complete with every device you need for exceptional projected visual effects.

There is nothing like it in its category for variety of effects and possible combinations: 2 rotating dichroic glass gobo wheels, with a total of 14 rotating

gobos, an animation disc, a rotating prism, a power-driven iris, and a 16-bit dimmer. In addition to these, it features highly advanced color management tools based on a CMY system with linear CTO and a 6-color wheel.

Another outstanding device on the Axcor Spot 400 is the incredible 5.5°-55° zoom (1:10 ratio!), with an extremely

uniform light distribution at every beam aperture, which means you can use the unit in a wide range of application areas. The Axcor Spot 400 fits a 300W white LED source with a very high light output compared to its power. It can be ordered in the 6500 K version, which maximizes its light output, or in the 5600 K version which optimizes its CRI (at least 90).

### MAIN FEATURES

- Source: 300W white LED module
- Versions available:
  - CRI: 70, CT 6500K, 16000 lm (Axcor Spot 400)
  - CRI: 90, CT 5600K, 12000 lm (Axcor Spot 400 HC)
- Ø 125mm (almost 5 inch) front lens
- 5°- 55.5° linear zoom
- CMY + linear CTO
- One color wheel with 6 colors
- 14 HD rotating gobos on two wheels
- Rotating 4-facet prism
- Animation wheel
- Mechanical iris
- Linear frost filter
- 16-bit electronic dimmer with 4 curves
- Electronic strobe @25 f/sec
- 3 different fan modes: STD, AUTO, SLN

### WEIGHT AND DIMENSIONS

■ 26 Kg (57.3 lbs)  
mm (LxWxH): 350x276x647  
inch (LxWxH): 13.8x10.8x25.5





# AXCOR 300 RANGE

## SMALL BODY, BIG PERSONALITY, MASS APPEAL

The new AXCOR 300 family of moving LED fixtures brings Claypaky's no-compromise quality and performance to the low-power category, with unlimited use opportunities.

The range consists of a spot light, a wash light and a beam light, all driven by a white LED engine. The quality of their effects, their construction, and their high light output derive from the high-end products Claypaky specializes in.

The **AXCOR BEAM 300** has a very compact body - less than 500mm (19.50 inches) - and generates a super-concentrated solid beam with a beam aperture as small as 1.9° and a surprising light output. The wealth and quality of its colors and aerial effects, its electronic

focus and its 140 mm diameter front lens make the Axcor Beam 300 the ideal beam moving light in any application area, and the perfect replacement of a Claypaky Sharpy!

The **AXCOR SPOT 300** has 17 gobos on 2 wheels, including 7 high quality dichroic rotating gobos. Weighing just 20 Kg (44 lbs) and measuring a little over 500 mm (21.77 inches), this unit incorporates features that are not often found in models of this size, like a rotating prism, a motorized iris, a soft edge filter, a 16-bit dimmer, and a 8-40° zoom.

The **AXCOR WASH 300** has a 140mm front PC lens and linear 5.5° - 42° zoom. Producing colors is its speciality: it is fitted with all the components you

need to produce any shade of color you desire, with a light diffusion uniformity comparable to higher-end models.

All AXCOR 300 fixtures boast cutting-edge electronic and software technology, with all the features that enable optimal fixture management and maintenance over time.

With a price-point, physical size and power consumption that disguise their strength and creative potential, the Axcor 300 range enables a new world of expression in touring, events, TV, theatre and installed lighting markets. Now, more designers than ever before can achieve their biggest ideas.

**AXCOR 300: it's never been so easy to think big!**



### AXCOR BEAM 300

- Source: 110W White LED engine (7600 K)
- Ø 140mm front lens
- Beam aperture: 1.9°
- Motorized focus lens
- One color wheel with 14 colors
- One gobo wheel with 17 gobos
- Rotating 8-facet Prism
- 16-bit Electronic Dimmer with 4 curves
- Electronic strobe@24 f/sec
- Extremely compact and lightweight
- Two DMX modes: 14ch / 16ch (Sharp mode)



### AXCOR SPOT 300

- Source: 180W White LED engine (7000 K)
- 7.8°- 42.4° linear zoom
- Motorized focus lens
- CMY System
- One color wheel with 7 colors (including 1 CTO filter)
- One wheel with 7 rotating gobos
- One wheel with 10 fixed gobos
- Rotating 4-facet prism
- Mechanical Iris
- Frost filter
- 16-bit Electronic Dimmer with 4 curves
- Electronic strobe@24 f/sec
- Extremely compact and lightweight




### AXCOR WASH 300


- Source: 180W White LED engine (7000 K)
- Ø 140mm PC front lens
- 5.5°- 42° Linear Zoom
- CMY system on wheels
- One color wheel with 9 colors (including 1 CTO filter)
- Rotating Beam Ovalizer
- 16-bit Electronic Dimmer with 4 curves
- Electronic strobe@24 f/sec
- Extremely compact and lightweight

## WEIGHT AND DIMENSIONS


#### AXCOR BEAM 300

 17.6 Kg (38.8 lbs)  
 mm (LxWxH): 345 x 268 x 492  
 inch (LxWxH): 13.58 x 10.55 x 19.37

#### AXCOR SPOT 300


 20.2 Kg (44.53 lbs)  
 mm (LxWxH): 350 x 276 x 553  
 inch (LxWxH): 13.78 x 10.86 x 21.77





#### AXCOR WASH 300

 19.9 Kg (43.87 lbs)  
 mm (LxWxH): 350 x 276 x 639  
 inch (LxWxH): 13.78 x 10.86 x 25.2

## AXCOR 300 LED FAMILY

- Protocols: DMX512, RDM, Web Server and Art-Net
- Display: Graphic LCD backlit b/w display
- Neutrik XLR 5pin connectors
- RJ45 for software update
- Software Update by web server
- PowerCon IN/OUT
- Pan and Tilt lock
- Power cord of 1.5mt included (no plug)
- Max consistency of gobos and colors within the same products



	 <b>AXCOR 900</b>		 <b>AXCOR 600</b>		 <b>AXCOR 400</b>				 <b>AXCOR 300</b>		
Model	Profile	Profile HC	Profile	Profile HC	Profile	Profile HC	Spot	Spot HC	Wash	Spot	Beam
Light Source	880W (white LED)		500W (white LED)		300W (white LED)		300W (white LED)		180W (white LED)		110W (white LED)
Total Lumen	46,000 lm	34,000 lm	28,000 lm	21,000 lm	16,000 lm	12,000 lm	16,000 lm	12,000 lm	11,000 lm	11,000 lm	4,000 lm
Lumen output	25,000 lm	18,000 lm	19,000 lm	14,000 lm	12,000 lm	9,000 lm	12,000 lm	9,000 lm	8,000 lm	7,000 lm	2,000 lm
CRI	70	90	70	90	70	90	70	90	70		
Color Temp.	6500K	5600K	6500K	5600K	6500K	5600K	6500K	5600K	7000K	7000K	7600K
Weight Kg (lbs)	45 (99.2)		33 (72.7)		27 (59.5)		26 (57.3)		19.9 (43.9)	20.2 (44.5)	17.6 (38.8)
Dimensions mm (in)	442x424x874 (17.4x16.7x34.4)		410x380x800 (16.1x15.0x31.5)		350x276x647 (13.8x10.8x25.5)		350x276x647 (13.8x10.8x25.5)		350x276x639 (13.8x10.9x25.2)	350x276x553 (13.8x10.9x21.8)	345x268x492 (13.6x10.6x19.4)
Boost mode	-	•	-	•	-	•	-	•	-		
Silent mode	• (with few operational modes)	•	•	•	•	•	•	•	• (with few operational modes)		
Zoom	6.8° - 40.3°		5.3° - 47.2°		6° - 42°		5° - 55.5°		5.5° - 42°	7.8° - 42.4°	1.9°
Framing System	4 focal planes		4 focal planes		4 focal planes		-		-		
Iris	•	•	•	•	•	•	•	•	-	•	-
CMY	•	•	•	•	•	•	•	•	•	•	-
CTO	Linear		Linear		Linear		Linear		On color wheel		
Fixed colors	1 wheel with 6 colors		1 wheel with 5 colors		1 wheel with 6 colors		1 wheel with 6 colors		1 wheel with 9 colors	1 wheel with 7 colors	1 wheel with 14 colors
Rotating gobos	1 wheel with 6 gobos		1 wheel with 7 gobos		1 wheel with 7 gobos		2 wheels with 14 gobos		-	1 wheel with 7 gobos	-
Static gobos	-	• (optional instead of the animation wheel)	-	•	-	•	-	•	-	1 wheel with 10 gobos	1 wheel with 17 gobos
Animation wheel	•	•	•	•	•	•	•	•	-		
Rotating prism	One 4-facet prism		One 4-facet prism		One 4-facet prism		One 4-facet prism		1 beam ovalizer	One 4-facet prism	One 8-facet prism
Frost	1 linear soft frost + 1 linear heavy frost		1 linear soft frost		1 linear soft frost		1 linear soft frost		-	1 linear soft frost	-

# SHARPY PLUS



## SHARPY PLUS

### A NEW REVOLUTION: THE FULL HYBRID

The biggest revolution in recent years was the Sharpy's narrow concentrated beams. Today a new revolution is taking place: the SHARPY PLUS, the first true **100% HYBRID** unit, able to be a perfect beam light and a perfect spotlight.

Just as the Sharpy was a beam moving light for all budgets, the Sharpy Plus too is the first hybrid unit that everyone can afford, or better, that everyone will want to buy. Because there are no other

more versatile lights on the market. It is suitable for every occasion, with an extraordinary luminous efficiency which ensures substantial savings through lower power consumption.

The Sharpy Plus is a gem of lighting technology, and yet another example of Claypaky's tradition for innovation. It fits an **Osram Sirius 330W X8 lamp**. Claypaky has pragmatically chosen a discharge lamp for this unit, which is bound to sell widely, since, even today, when you are seeking extraordinary performance, it is still the technology that ensures the best lumen/watt efficiency and best \$/watt operating costs. The lamp used in the Sharpy Plus, moreover, is totally new, with top ranking performance.

The Sharpy Plus weighs only 21.6 kg (47.6 lb), and all its functions are extremely quick. Its body is slightly larger than the Sharpy's, to house a

high quality optical unit with a zoom that ranges from 3° to 36°. Without this lens, the Sharpy Plus would not be the full hybrid light that everyone wants.

Its minimum beam angle of 3° makes it possible to generate the narrow parallel light beams essential for beam light mode. Its wide zoom range also allows large beam angles, which makes the Sharpy Plus a perfect spotlight for all purposes.

The Sharpy Plus has two independent operating modes: in **BEAM mode**, the aerial effects are enhanced by the way the Sirius lamp is made. It is capable of extraordinary power output (over 300,000 lux at 10mt distance), which the optical unit enhances through a marked hot spot.

In **SPOT mode**, the light is diffused in a more even way which means visual effects can be projected with excellent uniformity.







*Illustrative purpose only*

Its **3° to 36° (1:9) zoom** covers the entire range **linearly**, both in spot mode and in beam mode. This feature makes the Sharpy Plus unique on the market.

It has the widest range of effects and color production tools ever seen for a light of this size and in this category. The color system is at the cutting edge technologically. Unlike other lights in this category, which only have fixed

colors, the Sharpy Plus has a CMY system with three hybrid wheels. They are used partly for accurate, complete color mixing, and partly to produce fifteen special colors. It also fits two CTO filters.

There are eight rotating glass gobos and eighteen fixed gobos for the aerial and projected visual effects, including six beam reducers for beam mode. There is also a four-faced prism and an eight-faced prism, with their own control channels. Lastly, there is even a beautiful animation wheel, which can be combined with the gobos, and an excellent linear frost effect to create soft edges.

**The full hybrid revolution has begun!**

The Sharpy Plus has no match. With its wide range of effects and high light output, it beats all the lights in the same category and comes very close to those



*Illustrative purpose only*

of higher wattages, but with a much more appealing price tag.

**Sharpy Plus, the true full hybrid: 100% beam light, 100% spotlight.**

Sharpy Plus: high Claypaky quality for units that will make lighting designers very happy, and ensure their owners the best operating costs and quickest return on investment.



*Illustrative purpose only*

**MAIN FEATURES**

- Source: 330W X8 Osram Sirius arc lamp
- Two projection modes: Beam and Spot
- 3°- 36° linear zoom in both modes
- CMY color mixing
- 15 colors on 3 wheels
- 2 CTO filters
- Rotating Gobo Wheel: 8 glass gobos
- Static Gobo Wheel: 18 fixed gobos
- (incl. 6 beam reducers)
- Rotating 4-facet prism on dedicated channel
- Rotating 8-facet prism on dedicated channel
- Animation wheel
- Linear soft edge frost filter
- Dimmer and stop/strobe

**WEIGHT AND DIMENSIONS**

■ 21.6 Kg (47.6 lbs)  
 mm (LxWxH): 375x307x634  
 inch (LxWxH): 14.8x12.1x24.9





## HEPIKOS

### THE COLOR MACHINE, COMBINING WASH AND BEAM FEATURES WITH NO COMPROMISE

Do you need beautifully colored light beams? HEPIKOS, the innovative Claypaky wash/beam hybrid light, is what you're looking for. With its 5-40 degrees zoom optics, Hepikos can wash surfaces of any size with uniform colors and can generate sharp, full-bodied narrow colored beams, used for striking aerial effects.

The color production system, based on recommendations received from lighting designer, includes a CMY color mixing consisting of three wheels entirely devoted to producing single colors; for a limitless selection of colors, it features two additional color wheels, each with 8 carefully selected dichroic filters in big demand by designers. Strictest quality control procedures on

incoming materials assures near-zero tolerance on variations in the standard colors.

A new 440 W Sirius arc-lamp is the bright heart of Hepikos, especially developed by Osram for this application. In addition to its wide range 5°- 40° zoom, Hepikos is equipped with a 185 mm diameter plano-convex front lens, generating a fat beam visible from long distance.

Nothing is missing in this amazing hybrid light. A mechanical iris helps sizing the beam as desired, to create columns of light of different diameters, right down to a pencil beam. A four-faced interchangeable rotating prism breaks the light into several dynamic

projections, creating stunning mid-air effects. A frost filter softens the beam edge producing the wash effect typical of a Fresnel lens.

The beam and wash functions of this hybrid light are optimized rather than one weakening the other. Hepikos is perfect for complementing the effects of Mythos, the beam/spot hybrid luminaire of Claypaky in the same power category.

You will love the Hepikos for its great performance, compact size and excellent lumen/watt ratio. Hepikos is a must-have unit for every rental company.



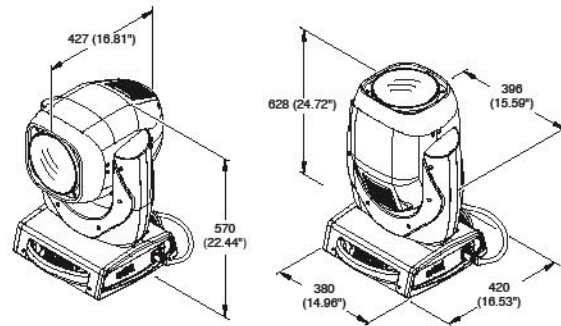
*Illustrative purpose only*

## SPECIFICATIONS

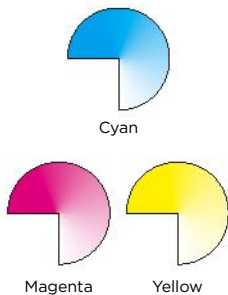
- 440W Osram discharge lamp
- Optical Unit with extremely luminous efficiency
- Large 185 mm diameter PC lens
- 5°- 40° electronic zoom
- Beam-Wash hybrid projector
- Interchangeable 4-facet prism
- CMY Color Mixing
- 2 wheels with 8 colors each
- Interchangeable 4-facet rotating prism
- Soft-edge frost
- High Precision iris
- Very Precise 0-100% dimmer and stop/strobe
- Very compact and energy saving projector
- Art-Net / RDM

## WEIGHT AND DIMENSIONS

■ 29.3 Kg (64.6 lbs)



## COLOR WHEELS



# CLAYPAKY FIXTURES 2017-2018

## ESSENTIAL CLAYPAKY ARC-LAMP MOVING LIGHTS



### SCENIUS UNICO

MULTIFUNCTIONAL WITH NO COMPROMISE

#### MAIN FEATURES

- Multifunctional light (spot-profile-beam-wash)
- 1400W-6500K Osram discharge lamp
- 180 mm Ø front lens
- 5°- 55° linear zoom and focus tracking system
- CMY System + Linear CTO + 7-color wheel
- Framing System operating on 4 focal planes
- Framing System rotation on 90°
- 6 HD rotating gobos + 4-facet Rotating Prism
- Graphic animation wheel
- 16 blades fast Iris
- Variable "soft edge" frost + Variable flood frost
- Very precise 0-100% dimmer + stop/strobe effect
- Light can be run at 1400W or 1200W
- Art-Net / RDM



### SCENIUS PROFILE

STATE-OF-THE-ART PROFILE SPOT FEATURING DISCHARGE LAMP AND VERY HIGH CRI

#### MAIN FEATURES

- 1400W-6500K Osram discharge lamp
- Very high CRI (at least 90)
- New optical reflector to ensure perfectly uniform beam projections
- Framing System operating on 4 focal planes
- Framing System rotation on 90°
- 7°-48° linear zoom and focus tracking system
- CMY System + Linear CTO + 7-color wheel
- 14 HD gobos (6 rotating + 8 fixed)
- 4-facet Rotating Prism
- 16 blades fast Iris
- Variable "soft edge" frost + Variable flood frost
- Very precise 0-100% dimmer + stop/strobe effect
- Light can be run at 1400W or 1200W
- Art-Net / RDM





## SCENIUS SPOT

STATE-OF-THE-ART SPOTLIGHT  
FEATURING DISCHARGE LAMP  
AND VERY HIGH CRI

### MAIN FEATURES

- 1400W-6500K Osram discharge lamp
- Very high CRI (at least 90)
- 7°-48° linear zoom and focus tracking system
- CMY System + Linear CTO + 7-color wheel
- 12 HD rotating gobos on 2 wheels
- Interchangeable Graphics Wheel
- 4-facet Rotating Prism
- 16 blades fast Iris
- Variable "soft edge" frost + Variable flood frost
- Very precise 0-100% dimmer + stop/strobe effect
- Light can be run at 1400W or 1200W
- Art-Net / RDM



## MYTHOS<sup>2</sup>

NEW HEART, NEW LIFE FOR  
A LEGENDARY LUMINAIRE

### MAIN FEATURES

- Spot-Beam hybrid projector
- 440W Osram discharge lamp
- 160mm Ø front lens
- Electronic focusing and perfectly sharp aerial light beam
- 4°- 50° electronic zoom (Spotlight mode)
- 2.5° aperture and "pipe" effect (Beam mode)
- CMY color mixing + 14 color filters on 3 wheels
- 2 CTO filters and 1 CTB filter
- 6 HD rotating gobos
- Wheel with 18 fixed metal gobos
- 6 beam reducer filters on the gobo wheel
- Graphic animation wheel
- 2 indexable rotating prisms
- Frost filter for soft-edge projection
- Fast and extensive pan and tilt movements





**Ed Sheeran - World Tour**

Fixtures used: Scenius Unico, Mythos 2  
Production Designer: Mark Cuniffe  
Lighting Director: Matt Jones



**Paul McCartney - World Tour**

Fixtures used: Scenius Unico, Scenius Profile, Sharpy  
LD: LeRoy Bennett



**Giudizio Universale, the Secrets of the Sistine Chapel**

Fixtures used: Scenius Unico, Axcor 300, K-Eye, SharBar, Odeon  
Show by Marco Balich - LD: Bruno Poet & Rob Halliday







**Eurovision Song Contest 2018**

Fixtures used: Axcor Profile 900, Hepikos, Scenius Unico, Scenius Profile, Mythos<sup>2</sup>, Sharpy Wash 330, ADB Kleanits  
LD: Jerry Appelt  
Photo: Ralph Larmann



**Scorpions - World Tour**

Fixtures used: Scenius Spot, B-Eye K20, Sharpy Wash 330  
LD: Manfred Nikitser



**National Centre for the Performing Arts - Beijing**

Fixtures used: Scenius Profile  
LD: Hu Yaohui, Sha Xiaolan




**Queen + Adam Lambert - World Tour**

Fixtures used: Scenius Unico, Mythos, Sharpy Wash  
LD: Rob Sinclair



# AXCOR PROFILE

AN LED LUMINAIRE WITH SHUTTERS  
IN ALL POWER OPTIONS



CLAY PAKY S.p.A.  
I - 24068 Seriate (BG) - Via Pastrengo, 3/b  
Phone +39 035 654311 - [www.claypaky.com](http://www.claypaky.com)

Follow us on:

