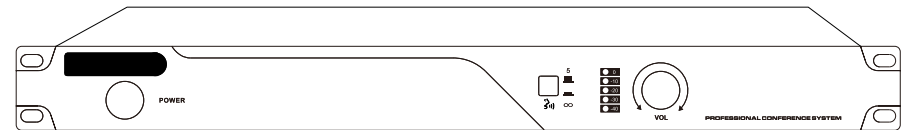


Professional Wired Conference System

User Manual



Intelligence Conference System




Professional Wireless Conference System

Thank you for choosing our products.
Please read the manual carefully to get the best performance effect.

Contents

I. Contents	(1)
II. Function Introduction.....	(2)
III. Host Specification	(3)
IV. Host Panel Instruction	(4)
V. Connection Diagram 1	(5)
VI. Connection Diagram 2.....	(6)

CAUTIONS

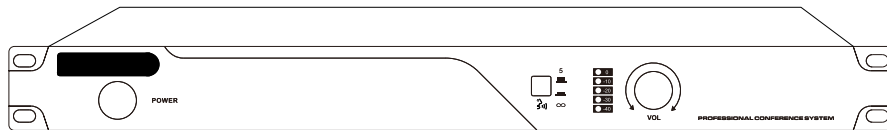
1. Turn off the Power before installing ,removing and wiring the equipment .
Otherwise ,there will be a risk of electric shock.
2. Do not disassemble the machine, otherwise it will cause failure
3. Please use the unit within the following conditions(temperature,humidity ,
vibration ,installation direction, environment ,etc .)Otherwise,there is a
risk of fire or malfunction.
4. Do not block the ventilation holes of the equipment. Otherwise,there is a
risk of fire or malfunction.
5. Please follow the standard of the machine connection, the specified
power supply and construction method, and wire it correctly.Otherwise,
there is a risk of electric shock, fire, or malfunction.
6. Do not let the broken wire, iron power, water inside the case.Otherwise ,
there will be a risk of fire.
7. When disposing of the machine, please follow the local regulations,
Properly handled according to industrial waste.
8. The equipment must be exposed to water droplets or water splashes.
9. The equipment should be connected to the grid power outlet with
protective grounding.
10. If the power plug and appliance coupler are used as disconnect
devices, the disconnect device should be kept easy to operate(Such as
knife switch or leakage switch)
11. The equipment is only suitable for safe use in areas below with an
elevation of 2000 meters. 
12. The equipment is only suitable for safe use in non-climate conditions. 



System Introduction

Thank you for using our conference system, which has high cost performance, ultra simple composition equipment and humanized technical operation. It aims to promote exchanges and communication among people all over the world; It is widely used in halls, hotels, banks, corporate conference halls and international large-scale multi language conference centers of any scale.

- ★ high quality operation amplification circuit is adopted to reduce distortion and make speech clearer;
- ★ built in feedback suppression circuit can greatly improve the sound pressure at the venue;
- ★ multiple working modes: Chairman mode / restriction mode / overwhelming mode / full open mode;
- ★ the goose neck is designed separately from the base, and is fixed in a spiral way to prevent noise;
- ★ the unit is connected in a cross shape, which is stable and convenient for installation.
- ★ the matching intelligent conference anti howling equipment of the company can effectively increase the speech pickup distance of 30-80cm without debugging.



Conference Host

The system is simple to operate and has basic conference functions, which can meet the different functional requirements of general conferences. The system adopts a hand-in-hand connection mode.

Each host can be connected up to 90 conference units, and more than 500 conference units by additional capacity increasing equipment can be connected.

It can meet all kinds of large, medium and small meetings.

There are three groups of 8P-DIN sockets that can be used for system multi-channel simple connection. It is recommended to use 25 conference units for each channel. Main Port can be connected up to 75 conference units. Or it can be used with less than 40 single channel connections, and the additional capacity expansion equipment can be increased to connect more than 500 conference units.

Host Power: 50W

With balanced line output interface;

Left and right line output interfaces;

And unbalanced interface to adapt to various equipment connection modes.

This machine does not have a power amplifier and a loudspeaker.

It should be used in combination with a power amplifier and an audio system.

This machine uses 220V AC power supply.

This machine is light in appearance and can be placed on the table or installed in a 19 inch standard cabinet.

(2) Front and rear diagram and description as below:

Feature:

Multi-functional discussion conference system, hand-to-hand connection through 8-core cable, easy operation, beautiful design, high-fidelity sound quality.

CPU: Built-in power supply, standard 19inch 1U cabinet.

The three-way unit connection terminal can be connected to 50 conference units.

After expansion, it can be expanded to 150 conference units.

2 working modes can be set:

A. Full open discussion mode: the number of simultaneous speakers is not limited;

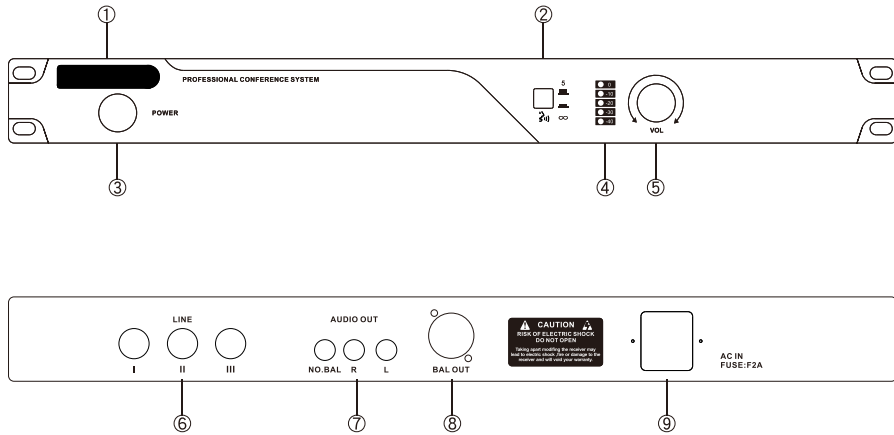
B. Limited discussion mode: the delegates can speak at the same time in 5 units:

when the number of speakers reaches the set limit, the remaining delegate units cant be opened, unless the opened delegate units is closed.

The system has volume gain control.

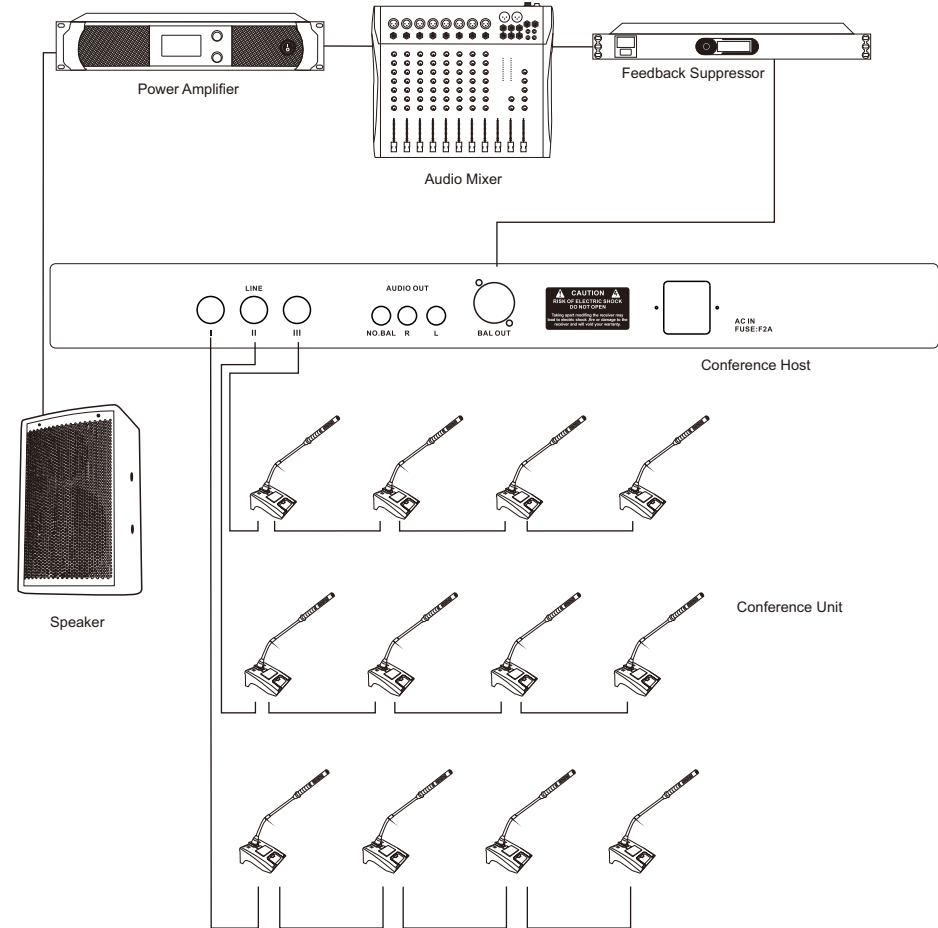
A variety of audio output ports (left and right channel output, unbalanced output, balanced output, etc.) to meet the needs of various occasions.

Host Panel Introduction



- ① Logo Print Position
- ② Microphone Switch Key
- ③ Power Switch Key
- ④ Level Display
- ⑤ Volume Adjustment Encoder
- ⑥ Microphone Input Interface (8P-DIN Interface*3)
- ⑦ System Unbalance Output
- ⑧ System Balance Output
- ⑨ Power Socket(AC220V/50Hz)

Connection Diagram 1



Connection Diagram 2

